

**WSR 12-12-062**  
**EXPEDITED RULES**  
**DEPARTMENT OF**  
**LABOR AND INDUSTRIES**

[Filed June 5, 2012, 9:31 a.m.]

Title of Rule and Other Identifying Information: Chapter 296-155 WAC, Part L, Cranes, rigging and personnel lifting.

**NOTICE**

THIS RULE IS BEING PROPOSED UNDER AN EXPEDITED RULE-MAKING PROCESS THAT WILL ELIMINATE THE NEED FOR THE AGENCY TO HOLD PUBLIC HEARINGS, PREPARE A SMALL BUSINESS ECONOMIC IMPACT STATEMENT, OR PROVIDE RESPONSES TO THE CRITERIA FOR A SIGNIFICANT LEGISLATIVE RULE. IF YOU OBJECT TO THIS USE OF THE EXPEDITED RULE-MAKING PROCESS, YOU MUST EXPRESS YOUR OBJECTIONS IN WRITING AND THEY MUST BE SENT TO Tamara Jones, Department of Labor and Industries, P.O. Box 44001, Olympia, WA 98504-4001, AND RECEIVED BY August 7, 2012.

Purpose of the Proposal and Its Anticipated Effects, Including Any Changes in Existing Rules: The department, in response to business and labor stakeholder concerns, is extending the date by which the requirement relating to written and practical testing requirements for qualified riggers is effective. In addition, this rule making clarifies the scope of the rule[,] includes the following existing requirements:

- Rigging for all construction activities (WAC 296-155-556); and
- Personnel lifting with attached or suspended platforms using cranes or derricks (WAC 296-155-547).

This clarification does not add any additional requirements to the rule. The department is also adding language to the rule to be at-least-as-effective-as the federal rule.

**WAC 296-155-52900 Scope.**

- Reformat this section by breaking out the information and creating new paragraphs.
- In subsection (1), add the words "the following." The first sentence reads, "Except as provided in subsection (3) of this section, this part applies to the following:."
- Create a new subdivision (b) for clarity. It reads, "Rigging for all construction activities (WAC 296-155-556); and."
- Create a new subdivision (c) for clarity. It reads, "Personnel lifting with attached or suspended platforms using cranes or derricks (WAC 296-155-547)."

**WAC 296-155-52902 Definitions.**

- In the definition of "attachments" change the word "or" to "of" to match the federal equivalent. It reads, "Attachments means any device that expands the range of tasks that can be done by the crane/derrick. Examples include, but are not limited to: An auger,

drill, magnet, pile-driver, and boom-attached personnel platform."

- Add a definition for "jib stop" to match the federal equivalent. It reads, "Jib stop (also referred to as a jib backstop), is the same type of device as a boom stop but is for a fixed or luffing jib."
- Delete the last sentence in the definition of "mobile cranes." The federal definition had this sentence in their proposed rule but did not in their adopted rule. The sentence being removed reads, "These are referred to in Europe as a crane mounted on a truck carrier."

**WAC 296-155-53306 Rigger qualifications.**

- In subsection (1), clarify the language for consistency. It reads, "The rigger must meet the qualification requirements (subsection (3) of this section) prior to performing hoisting activities for assembly and disassembly work (WAC 296-155-53402 (19)(a)). A qualified rigger is required whenever employees are engaged in hooking, unhooking, or guiding the load, or in the initial connection of a load to a component or structure, and are within the fall zone (WAC 296-155-53400 (43)(c)). This requirement must be met by using either Option (1) or Option (2)."
- In subsection (3)(g), modify the note to allow an additional one hundred eighty days for employers to come into compliance with requirement relating to having qualified riggers pass a written and practical test. It reads, "The provisions of subsection (3)(g) of this section are not required until February 1, 2013."
- Add a new note for clarity. It reads, "This section does not require that each and every worker associated with the rigging of a component or structure to be a "fully qualified rigger" as defined in this section, the requirement is for at least one of the workers to be a fully qualified rigger. However, all other associated workers must be qualified by training or experience to perform their assigned tasks (WAC 296-155-035(2))."

**WAC 296-155-53400 General requirements.**

- In subsection (4)(a), replace the word "provide" with the words "develop and ensure compliance with" to match the federal equivalent. It reads, "Where the manufacturer procedures are unavailable, the employer must develop and ensure compliance with all procedures necessary for the safe operation of the crane/derrick and attachments."
- In subsection (29), replace the language to match the federal equivalent. It reads, "(a) Load hooks (including latched and unlatched types), ball assemblies and load blocks must be of sufficient weight to overhaul the line from the highest hook position for boom or boom and jib lengths and the number of parts of the line in use.  
 (b) Crane hooks must be equipped with latches or self-locking devices unless a qualified person determines that it is safer to hoist and place the load with-

out latches (or with latches removed/tied back or otherwise disabled) and routes for the loads are pre-planned to ensure that no employee is required to work in the fall zone except for employees necessary for the hooking or unhooking of the load.

(c) The latch or self-locking device (when used) must bridge the throat opening of the hook for the purpose of retaining slings or other lifting devices under slack conditions."

- In subsection (43)(a), add the words "to the extent consistent with public safety" to match the federal equivalent. It reads, "Where available, hoisting routes that minimize the exposure of employees to hoisted loads must be used to the extent consistent with public safety."
- In subsection (43)(c)(ii), add a reference to subsection (29)(b).
- In subsection (54)(d), add language to match the federal equivalent. It reads, "If the competent person determines that there is slack rope condition requiring respooling of the rope, it must be verified (before starting the lift) that the rope is seated on the drum and in the sheaves as the slack is removed."
- In subsection (61), add language to match the federal equivalent. It reads, "Except for proof load testing required under WAC 296-155-53202 through 296-155-53212, no crane/derrick is permitted to be loaded beyond the specifications of the load rating chart, unless authorized by the crane manufacturer. The operator must not be required to operate the crane/derrick in a manner that would violate this requirement."
- Add a new subsection (64) to match the federal equivalent. It reads, "The brakes must be adjusted in accordance with manufacturer procedures to prevent unintended movement."
- Renumber the remaining subsections.

#### **WAC 296-155-53402 Assembly/disassembly.**

- After subsection (1)(b), add a note to match the federal equivalent. It reads, "Note: The employer must follow manufacturer procedures when an employer uses synthetic slings during assembly or disassembly of cranes/derricks, see subsection (19) of this section."
- In subsection (18)(b), add language relating to locomotive cranes to match the federal equivalent. It reads, "The outriggers must be set to remove the crane weight from the wheels, except for locomotive cranes (see subsection (18)(f) of this section for use of outriggers or locomotive cranes)."
- Add a subsection (18)(f) relating to locomotive cranes to match the federal equivalent. It reads, "For locomotive cranes, when using outriggers or stabilizers to handle loads, the manufacturer's procedures must be followed. When lifting loads without using outriggers or stabilizers, the manufacturer's procedures must be met regarding truck wedges or screws."

#### **WAC 296-155-53403 Fall protection.**

- In subsection (2)(b), add language relating to boom walkways to match the federal equivalent. It reads, "Boom walkway criteria. The walkways must be at least twelve inches wide."
- In subsection (3)(b), add the word "derricks."
- After subsection (5)(b), add a note for clarity. It reads, "Note: If the equipment is running and the employee is at or near the draw-works, precautions should be taken to ensure the fall protection gear will not become entangled."
- After subsection (6), add a note for clarity. It reads, "Note: If the equipment is running and the employee is at or near the draw-works, precautions should be taken to ensure the fall protection gear will not become entangled."
- After subsection (9)(a), add a note for clarity. It reads, "Note: If the equipment is running and the employee is at or near the draw-works, precautions should be taken to ensure the fall protection gear will not become entangled."

#### **WAC 296-155-53406 Signals.**

- After subsection (3)(a), add a reference to the hand signal chart located in the appendices of this part. It reads, "See WAC 296-155-56400 for the hand signal chart."

#### **WAC 296-155-53408 Power line safety.**

- In subsection (1)(b)(iii)(A)(IV), add a note that defines what a dedicated spotter is. Copied this definition from WAC 296-155-52902, it reads, "**Note:** To be considered a dedicated spotter, the requirements of WAC 296-155-53302 (Signal person qualifications) must be met and his/her sole responsibility is to watch the separation between the power line and the equipment, the load line and load (including rigging and lifting accessories), and ensure through communication with the operator that the applicable minimum approach distance is not breached."
- In subsection (2)(b)(iv)(B)(IV), add a note that defines what a dedicated spotter is. Copied this definition from WAC 296-155-52902, it reads, "**Note:** To be considered a dedicated spotter, the requirements of WAC 296-155-53302 (Signal person qualifications) must be met and his/her sole responsibility is to watch the separation between the power line and the equipment, the load line and load (including rigging and lifting accessories), and ensure through communication with the operator that the applicable minimum approach distance is not breached."
- In subsection (2)(d)(ii)(D), correct a reference.
- In subsection (4), bold the word "all."
- In subsection (4)(d)(i), add the language "but are not limited to" to match the federal equivalent. It reads, "The power line owner/operator or registered professional engineer who is a qualified person with respect to electrical power transmission and distribution determines the minimum clearance distance that must be maintained to prevent electrical contact

in light of the on-site conditions. The factors that must be considered in making this determination include, but are not limited to: Conditions affecting atmospheric conductivity; time necessary to bring the crane/derrick, load line and load (including rigging and lifting accessories) to a complete stop; wind conditions; degree of sway in the power line; lighting conditions, and other conditions affecting the ability to prevent electrical contact."

- In subsection (4)(e)(ii)(A), add the language "but are not limited to" to match the federal equivalent. It reads, "Be equipped with a visual aid to assist in identifying the minimum clearance distance. Examples of a visual aid include, but are not limited to: A clearly visible line painted on the ground; a clearly visible line on stanchions; a set of clearly visible line-of-sight landmarks (such as a fence post behind the dedicated spotter and a building corner ahead of the dedicated spotter)."
- In subsection (4)(e)(ii)(d), add a note that defines what a dedicated spotter is. Copied this definition from WAC 296-155-52902, it reads, "**Note:** To be considered a dedicated spotter, the requirements of WAC 296-155-53302 (Signal person qualifications) must be met and his/her sole responsibility is to watch the separation between the power line and the equipment, the load line and load (including rigging and lifting accessories), and ensure through communication with the operator that the applicable minimum approach distance is not breached."

#### **WAC 296-155-53409 Training.**

- Add a new subsection (1)(e) to match the federal equivalent. It reads, "(e) The employer must train each operator of the equipment covered by this part in the following practices:
  - (i) On friction equipment, whenever moving a boom off a support, first raise the boom a short distance (sufficient to take the load of the boom) to determine if the boom hoist brake needs to be adjusted. On other types of equipment with a boom, the same practice is applicable, except that typically there is no means of adjusting the brake; if the brake does not hold, a repair is necessary. See WAC 296-155-53400(68) and (69).
  - (ii) Where available, the manufacturer's emergency procedures for halting unintended equipment movement."
- Add a new subsection (2)(c) to match the federal equivalent. It reads, "Whenever the employer is required to provide training under this part, the employer must provide the training at no cost to the employee."

#### **WAC 296-155-55110 Proof load test platforms and rigging.**

- In subsection (1)(a)(ii), add the words "by controlled load lowering, braked," to match the federal equivalent.

#### **WAC 296-155-55115 Trial lift.**

- In subsection (6)(a), add the words "with the personnel and materials/tools on board" to match the federal equivalent. It reads, "The platform must be hoisted a few inches with the personnel and materials/tools on board and inspected by a competent person to ensure that it is secure and properly balanced."

#### **WAC 296-155-55210 Crane or derrick operation requirements for personnel lifting.**

- In subsection (1)(f), add the word "cautious" to match the federal equivalent. It reads, "Perform all movements of the platform or crane/derrick in a slow, controlled, cautious manner to minimize sudden movement of the platform;."
- In subsection (1)(j)(ii), replace the word "or" with "and must be" to match the federal equivalent. It reads, "The crane/derrick operator must be at a set of crane controls that include boom and swing functions of the crane, and must be on-site and in view of the crane/derrick and platform."

#### **WAC 296-155-55300 Personnel lifting requirements.**

- In subsection (2), add the words "sustained or gusts" to match the federal equivalent. It reads, "Personnel platforms cannot be used in winds (sustained or gusts) in excess of twenty mph (32.2 km/hr) or in electric storms, snow, ice, sleet, or other adverse weather conditions which could affect the safety of personnel."

#### **WAC 296-155-55600 General requirements.**

- In subsection (1), add clarifying language for consistency. It reads, "Employers must use at least one qualified rigger as follows:."
- In subsection (1)(b), add clarifying language and a note for consistency. It reads, "Whenever employees are engaged in hooking, unhooking, or guiding a load, or in the initial connection of a load to a component or structure, and are within the fall zone (WAC 296-155-53400 (43)(c))." The note reads, "Note: See qualified rigger requirements located in WAC 296-155-53306."
- Create a new subsection (9) and add language to match the federal equivalent. It reads, "Special custom design grabs, hooks, clamps, or other lifting accessories, for such units as modular panels, prefabricated structures and similar materials, must be marked to indicate the safe working loads and must be proof tested prior to use to one hundred and twenty-five percent of their rated load."
- Create a new subsection (12) and add language to match the federal equivalent. It reads, "All rigging hardware must have permanently affixed and legible identification markings as prescribed by the manufacturer that indicate the recommended safe working load."
- Renumber the subsections in this section.

**WAC 296-155-55805 Wire rope slings.**

- In subsection (8), create a new subdivision (d) and add language to match the federal equivalent. It reads, "Protruding ends of strands in splices on slings and bridles must be covered or blunted."
- In subsection (8), create a new subdivision (e) and add language to match the federal equivalent. It reads, "A sling must not be pulled from under a load when the load is resting on the sling."
- Renumber the subdivisions in subsection (8).

**WAC 296-155-55820 Synthetic webbing slings.**

- In subsection (6)(a), create a new subitem (vi) and add language to match the federal equivalent. It reads, "Fittings must be of a minimum breaking strength equal to that of the sling."
- In subsection (6), create a new subdivision (b) and add language to match the federal equivalent. It reads, "Webbing. Synthetic webbing must be of uniform thickness and width and selvage edges must not be split from the webbing's width."
- Renumber remaining subdivision.

Reasons Supporting Proposal: This rule making meets the exemption in Executive Orders 10-06 and 11-03 that allows rules that are required by federal or state law or required to maintain federally delegated or authorized programs along with the exemption that allows rules that are beneficial to or requested or supported by the regulated entities, local government, or small businesses that it affects. This rule making corrects typographical errors, makes address or name changes, or clarifies language of a rule without changing its effect (RCW 34.05.353 (1)(c)).

Statutory Authority for Adoption: RCW 49.17.010, 49.17.040, 49.17.050, 49.17.060.

Statute Being Implemented: Chapter 49.17 RCW.

Rule is necessary because of federal law, 29 C.F.R. 1926, Subpart CC.

Name of Proponent: Department of labor and industries, governmental.

Name of Agency Personnel Responsible for Drafting: Margaret Leland, Tumwater, (360) 902-4504; Implementation and Enforcement: Anne F. Soiza, Tumwater, (360) 902-5090.

June 5, 2012

Judy Schurke  
Director

**AMENDATORY SECTION** (Amending WSR 12-01-086, filed 12/20/11, effective 2/1/12)

**WAC 296-155-52900 Scope.** (1) Except as provided in subsection (3) of this section, this part applies to the following:

(a) Power-operated cranes and derricks used in construction that can hoist, lower and horizontally move a suspended load (with or without attachments). Such equipment includes, but is not limited to: Articulating boom cranes (such as knuckle-boom cranes); crawler cranes; floating cranes; cranes on barges; locomotive cranes; mobile cranes (such as wheel-mounted, rough-terrain, all-terrain, commercial truck-

mounted, and boom truck cranes); multipurpose machines when configured to hoist and lower (by means of a winch or hook) and horizontally move a suspended load; industrial cranes (such as carry-deck cranes); cranes being used as dedicated pile drivers; service/mechanic trucks with a hoisting device; a crane on a monorail; tower cranes (such as fixed jib ("hammerhead boom"), luffing boom and self-erecting); pedestal cranes; portal cranes; overhead and gantry cranes; straddle cranes; side-boom tractors; derricks; and variations of such equipment((-));

(b) Rigging for all construction activities (WAC 296-155-556); and

(c) Personnel lifting with attached or suspended platforms using cranes or derricks (WAC 296-155-547).

(2) Attachments. This standard applies to equipment included in subsection (1) of this section when used with attachments. Such attachments, whether crane-attached or suspended include, but are not limited to:

- Hooks;
- Magnets;
- Grapples;
- Clamshell buckets;
- Orange peel buckets;
- Concrete buckets;
- Draglines;
- Personnel platforms;
- Augers or drills; and
- Pile driving equipment.

(3) The equipment listed below are exempted from WAC 296-155-529 (Crane certifier accreditation and crane certification) through 296-155-53300 (Operator qualifications and certification):

(a) Cranes having a maximum rated capacity of one ton or less are exempt from this rule for the purposes of crane certification and operator certification. See WAC 296-155-53414 for additional requirements.

(b) Equipment included in subsection (1) of this section while it has been converted or adapted for nonhoisting/lifting use. Such conversions/adaptations include, but are not limited to, power shovels, excavators and concrete pumps.

(c) Power shovels, excavators, wheel loaders, backhoes, loader backhoes, track loaders. This machinery is also excluded when used with chains, slings or other rigging to lift suspended loads. For rigging requirements see WAC 296-155-556 through 296-155-562.

(d) Automotive wreckers and tow trucks when used to clear wrecks and haul vehicles.

(e) Digger derricks when used for activities that are covered under chapter 296-45 WAC, Safety standards for electrical workers, or chapter 296-32 WAC, Safety standards for telecommunications. Cranes other than digger derricks when used for activities that are covered under chapter 296-45 WAC, Safety standards for electrical workers, or chapter 296-32 WAC, Safety standards for telecommunications are NOT exempt.

(f) Equipment originally designed as vehicle-mounted aerial devices (for lifting personnel) and self-propelled elevating work platforms.

(g) Hydraulic jacking systems, including telescopic/hydraulic gantries.

(h) Stacker cranes.

(i) Powered industrial trucks (forklifts) except when configured to hoist and lower (by means of a winch or hook) and horizontally move a suspended load. (Powered industrial trucks including their attachments do not need to be certified by an accredited certifier. Operators must follow the requirements in chapter 296-863 WAC, Forklifts and other powered industrial trucks and WAC 296-155-53300 of this chapter.)

(j) Mechanic's truck with a hoisting device when used in activities related to equipment maintenance and repair.

(k) Equipment that hoists by using a come-a-long or chainfall.

(l) Overhead/bridge cranes or hoists that travel or trolley manually.

(m) Dedicated drilling rigs.

(n) Gin poles used for the erection of communication towers.

(o) Tree trimming and tree removal work.

(p) Anchor handling or dredge-related operations with a vessel or barge using an affixed A-frame.

(q) Roustabouts.

(r) Service cranes with booms that rotate manually.

(s) Machines equipped with a boom that is limited to up and down movement only and does not rotate.

(t) Conveyors.

(u) Pump hoists with booms that do not rotate.

(v) Permanently installed overhead/bridge, gantry cranes, semigantry, cantilever gantry, wall cranes, storage bridge cranes, and others having the same fundamental characteristics which are located in manufacturing facilities or powerhouses.

(w) Cranes and their operators used on-site in manufacturing facilities or powerhouses for occasional or routine maintenance and repair work.

(x) Helicopter cranes.

(4) Digger derricks that do not meet the exemption criteria in subsection (3)(e) of this section must comply with WAC 296-155-529 (Crane certifier accreditation and crane certification) through WAC 296-155-53300 (Operator qualifications and certification) one hundred eighty days after the effective date of this section.

(5) Where provisions of this standard direct an operator, crewmember, or other employee to take certain actions, the employer must establish, effectively communicate to the relevant persons, and enforce work rules, to ensure compliance with such provisions.

(6) Work covered by chapter 296-45 WAC, Safety standards for electrical workers is deemed in compliance with WAC 296-155-53408.

(7) WAC 296-155-53400 (35) through (39) does not apply to cranes designed for use on railroad tracks, when used on railroad tracks that are used as part of the general railroad system of transportation that is regulated pursuant to the Federal Railroad Administration under C.F.R. 49, Part 213, and that comply with applicable Federal Railroad Administration requirements. See WAC 296-155-53400(39).

AMENDATORY SECTION (Amending WSR 12-01-086, filed 12/20/11, effective 2/1/12)

**WAC 296-155-52902 Definitions. Accredited crane certifier** means a crane inspector who has been accredited by the department.

**A/D director (assembly/disassembly) director** means an individual who meets the requirements in this part for an A/D director, irrespective of the person's formal job title or whether the person is nonmanagement or management personnel.

**Angle of loading** means the acute angle between horizontal and the leg of the rigging, often referred to as horizontal angle. See Figures 18 and 33.

**Anti two-block device** means a device that, when activated, disengages all crane functions whose movement can cause two-blocking.

**Apprentice operator or trainee** means a crane operator who has not met requirements established by the department under RCW 49.17.430.

**Articulating boom crane** means a crane whose boom consists of a series of folding, pin connected structural members, typically manipulated to extend or retract by power from hydraulic cylinders.

**Assembly/disassembly** means the assembly and/or disassembly of components or attachments covered under this part. With regard to tower cranes, "erecting and climbing" replaces the term "assembly," and "dismantling" replaces the term "disassembly." Regardless of whether the crane is initially erected to its full height or is climbed in stages, the process of increasing height of the crane is an erection process.

**Assist crane** means a crane used to assist in assembling or disassembling a crane.

**Attachments** means any device that expands the range ((☞)) of tasks that can be done by the crane/derrick. Examples include, but are not limited to: An auger, drill, magnet, pile-driver, and boom-attached personnel platform.

**Audible signal** means a signal made by a distinct sound or series of sounds. Examples include, but are not limited to, sounds made by a bell, horn, or whistle.

**Basket hitch** means a method of rigging a sling in which the sling is passed around the load and both loop eyes or end fittings are attached to the lifting device.

**Below-the-hook lifting device** means a device used for attaching loads to a hoist. The device may contain components such as slings, hooks, rigging hardware, and lifting attachments.

**Bird caging** means the twisting of fiber or wire rope in an isolated area of the rope in the opposite direction of the rope lay, thereby causing it to take on the appearance of a bird cage.

**Blocking (also referred to as "cribbing")** means wood or other material used to support equipment or a component and distribute loads to the ground. It is typically used to support latticed boom sections during assembly/disassembly and under outrigger and stabilizer floats.

**Boatswain's chair** means a single-point adjustable suspension scaffold consisting of a seat or sling (which may be incorporated into a full body harness) designed to support one employee in a sitting position.

**Bogie.** See "travel bogie."

**Boom (other than tower crane)** means an inclined spar, strut, or other long structural member which supports the upper hoisting tackle on a crane or derrick. Typically, the length and vertical angle of the boom can be varied to achieve increased height or height and reach when lifting loads. Booms can usually be grouped into general categories of hydraulically extendible, cantilevered type, latticed section, cable supported type or articulating type.

**Boom (tower cranes)** on tower cranes: If the "boom" (i.e., principal horizontal structure) is fixed, it is referred to as a jib; if it is moveable up and down, it is referred to as a boom.

**Boom angle indicator** means a device which measures the angle of the boom relative to horizontal.

**Boom hoist limiting device** includes boom hoist disengaging device, boom hoist shut-off, boom hoist disconnect, boom hoist hydraulic relief, boom hoist kick-outs, automatic boom stop device, or derricking limiter. This type of device disengages boom hoist power when the boom reaches a predetermined operating angle. It also sets brakes or closes valves to prevent the boom from lowering after power is disengaged.

**Boom length indicator** indicates the length of the permanent part of the boom (such as ruled markings on the boom) or, as in some computerized systems, the length of the boom with extensions/attachments.

**Boom stop** includes boom stops (belly straps with struts/standoff), telescoping boom stops, attachment boom stops, and backstops. These devices restrict the boom from moving above a certain maximum angle and toppling over backward.

**Boom suspension systems** means a system of pendants, running ropes, sheaves, and other hardware which supports the boom tip and controls the boom angle.

**Braided wire rope** means a wire rope formed by plaiting component wire ropes.

**Bridle wire rope sling** means a sling composed of multiple legs with the top ends gathered in a fitting that goes over the lifting hook.

**Builder** means the builder/constructor of derricks.

**Cable laid endless sling-mechanical joint** means a wire rope sling made endless from one continuous length of cable laid rope with the ends joined by one or more metallic fittings.

**Cable laid grommet-hand tucked** means an endless wire rope sling made from one continuous length of rope formed to make a body composed of six ropes around a rope core. The rope ends are tucked into the body, thus forming the core. No sleeves are used.

**Center of gravity** means the center of gravity of any object is the point in the object around which its weight is evenly distributed. If you could put a support under that point, you could balance the object on the support.

**Certified crane inspector** means a crane certifier accredited by the department.

**Certified welder** means a welder who meets nationally recognized certification requirements applicable to the task being performed.

**Choker hitch** means a method of rigging a sling in which the sling is passed around the load, then through one

loop eye, end fitting, or other device, with the other loop eye or end fitting attached to the lifting device. This hitch can be done with a sliding choker hook or similar device.

**Climbing** means the process in which a tower crane is raised or lowered to a new working height, either by adding or removing tower sections to the top of the crane (top climbing), or by a system in which the entire crane is raised or lowered inside the structure (inside climbing).

**Come-a-long** means a mechanical device typically consisting of a chain or cable attached at each end that is used to facilitate movement of materials through leverage.

**Competent person** means one who is capable of identifying existing and predictable hazards in the surroundings or working conditions which are unsanitary, hazardous, or dangerous to employees, and who has authorization to take prompt corrective measures to eliminate them.

**Construction work** means (for the purposes of this part) all or any part of excavation, construction, erection, alteration, repair, demolition, and dismantling of buildings and other structures and all related operations; the excavation, construction, alteration, and repair of sewers, trenches, caissons, conduits, pipelines, roads, and all related operations; the moving of buildings and other structures, and the construction, alteration, repair, or removal of wharfs, docks, bridges, culverts, trestles, piers, abutments, or any other related construction, alteration, repair, or removal work. Construction work does not include the normal day-to-day activities at manufacturing facilities or powerhouses.

**Controlled load lowering** means lowering a load by means of a mechanical hoist drum device that allows a hoisted load to be lowered with maximum control using the gear train or hydraulic components of the hoist mechanism. Controlled load lowering requires the use of the hoist drive motor, rather than the load hoist brake, to lower the load.

**Controlling entity** means an employer that is a prime contractor, general contractor, construction manager or any other legal entity which has the overall responsibility for the construction of the projects, its planning, quality, and completion.

**Counterjib (counterweight jib)** means a horizontal member of the tower crane on which the counterweights and usually the hoisting machinery are mounted.

**Counterweight** means weight used to supplement the weight of equipment in providing stability for lifting loads by counterbalancing those loads.

**Crane** means power-operated equipment used in construction that can hoist, lower, and horizontally move a suspended load. "Crane" includes, but is not limited to: Articulating boom cranes, such as knuckle-boom cranes; crawler cranes; floating cranes; cranes on barges; locomotive cranes; mobile cranes, such as wheel-mounted, rough-terrain, all-terrain, commercial truck mounted, and boom truck cranes; multipurpose machines when configured to hoist and lower by means of a winch or hook and horizontally move a suspended load; industrial cranes, such as carry-deck cranes; dedicated pile drivers; service/mechanic trucks with a hoisting device; a crane on a monorail; tower cranes, such as fixed jib, hammerhead boom, luffing boom, and self-erecting; pedestal cranes; portal cranes; overhead and gantry cranes; stradd-

dle cranes; side-boom tractors; derricks; and variations of such equipment.

**Crane/derrick type** means cranes or derricks as established by American Society of Mechanical Engineers (ASME). Crane operator means an individual engaged in the operation of a crane.

**Crane level indicator** means a device for determining true horizontal (also see safety devices).

**Crawler crane** means equipment that has a type of base mounting which incorporates a continuous belt of sprocket driven track.

**Critical lift** means a lift that:

- Exceeds seventy-five percent of the crane or derrick rated load chart capacity; or
- Requires the use of more than one crane or derrick.

**Cross rod** means a wire used to join spirals of metal mesh to form a complete fabric. See Figure 22.

**Crossover points** means locations on a wire rope which is spooled on a drum where one layer of rope climbs up on and crosses over the previous layer. This takes place at each flange of the drum as the rope is spooled onto the drum, reaches the flange, and begins to wrap back in the opposite direction.

**Dedicated channel** means a line of communication assigned by the employer who controls the communication system to only one signal person and crane/derrick or to a coordinated group of cranes/derricks/signal persons.

**Dedicated drilling rig** means a machine which creates bore holes and/or shafts in the ground.

**Dedicated pile-driver** is a machine that is designed to function exclusively as a pile-driver. These machines typically have the ability to both hoist the material that will be pile-driven and to pile-drive that material.

**Dedicated spotter (power lines):** To be considered a dedicated spotter, the requirements of WAC 296-155-53302 (Signal person qualifications) must be met and his/her sole responsibility is to watch the separation between the power line and the equipment, the load line and load (including rigging and lifting accessories), and ensure through communication with the operator that the applicable minimum approach distance is not breached.

**Derrick** is an apparatus consisting of a mast or equivalent member held at the end by guys or braces, with or without a boom, for use with a hoisting mechanism and operating ropes.

**Design factor** means the ratio between nominal or minimum breaking strength and rated load.

**Digger derrick** means a multipurpose vehicle-mounted machine which is primarily designed to accommodate components that dig holes, set poles, and position materials and apparatus.

**Directly under the load** means a part or all of an employee is directly beneath the load.

**Dismantling** includes partial dismantling (such as dismantling to shorten a boom or substitute a different component).

**Drum rotation indicator** is a device on a crane or hoist which indicates in which direction and at what relative speed a particular hoist drum is turning.

**Electrical contact** means when a person, object, or equipment makes contact or comes close in proximity with an energized conductor or equipment that allows the passage of current.

**Employer-made equipment** means floating cranes/derricks designed and built by an employer for the employer's own use.

**Encroachment** is where any part of the crane, load line or load (including rigging and lifting accessories) breaches a minimum clearance distance that this part requires to be maintained from a power line.

**Equipment criteria** means instructions, recommendations, limitations and specifications.

**Fabric (metal mesh)** means the flexible portion of the sling exclusive of end fittings consisting of a series of transverse spirals and cross rods.

**Fall protection equipment** means guardrail systems, safety net systems, personal fall arrest systems, positioning device systems or fall restraint systems.

**Fall restraint system** means a fall protection system that prevents the user from falling any distance. The system is comprised of either a body belt or body harness, along with an anchorage, connectors, and other necessary equipment. The other components typically include a lanyard, and may also include a lifeline and other devices.

**Fall zone** means the area (including, but not limited to, the area directly beneath the load) in which it is reasonably foreseeable that partially or completely suspended materials could fall in the event of an accident.

**Flange points** means a point of contact between rope and drum flange where the rope changes layers.

**Floating cranes/derricks** means equipment designed by the manufacturer (or employer) for marine use by permanent attachment to a barge, pontoons, vessel or other means of flotation.

**Free fall (of the load line)** means when only the brake is used to regulate the descent of the load line (the drive mechanism is not used to drive the load down faster or retard its lowering).

**Free rated load test** means testing stability and operation of crane, carrier, wheels, tires, tracks, brakes, etc., under load, when lifting without outriggers and/or traveling with the load are permitted at the activity for the type of crane being tested.

**Free surface effect** is the uncontrolled transverse movement of liquids in compartments which reduce a vessel's transverse stability.

**Functional testing** means the testing of a crane, typically done with a light load or no load, to verify the proper operation of a crane's primary function, i.e., hoisting, braking, booming, swinging, etc. A functional test is contrasted to testing the crane's structural integrity with heavy loads.

**Gin pole derrick** means a boom without a mast which has guys arranged from its top to permit leaning the mast in one or more directions. The load is lifted and lowered by ropes reeved through sheaves or blocks at the top of the mast and the lower block.

**Ground conditions** means the ability of the ground to support the crane/derrick (including slope, compaction, and firmness).

**Ground crew** means those individuals who are involved in the personnel lift, other than the hoisting equipment operator and the platform occupants. These individuals include riggers, signal persons, and supervision.

**Gudgeon pins** means a pin connecting the mast cap to the mast allowing rotation of the mast.

**Guy** means a rope used to steady or secure the mast, boom, or other member in the desired position.

**Hairpin anchors** means a hairpin-shaped, guy-supporting anchor that is placed in footings or walls before concrete is poured and held in place by the cured concrete.

**Hitch (hitched)** means a method of rigging (attaching) a sling temporarily to a load or object for the purpose of lifting.

**Hoist** means a mechanical device for lifting and lowering loads by winding rope onto or off a drum.

**Hoisting** means the act of raising, lowering or otherwise moving a load in the air with equipment covered by this standard. As used in this standard, "hoisting" can be done by means other than wire rope/hoist drum equipment.

**Hoisting equipment** means a machine for lifting and lowering a load and moving it horizontally. The machine may be fixed or mobile and be driven manually, by power, or by a combination of both.

**Hook latch** means a mechanical device used to close the throat opening of a hook.

**Insulating link/device** means an insulating device listed, labeled, or accepted by a nationally recognized testing laboratory in accordance with 29 C.F.R. 1910.7.

**Intermediate rail** means the middle member of a barrier along the edges of a platform, located approximately one-half the distance between the platform floor and top rail.

**Jib** means an extension attached to the boom point to provide added boom length for lifting specified loads. The jib may be in line with the boom or offset to various angles in the vertical plane of the boom. For tower cranes, see boom (tower cranes).

**Jib stop (also referred to as a jib backstop)**, is the same type of device as a boom stop but is for a fixed or luffing jib.

**Land crane/derrick** means equipment not originally designed by the manufacturer for marine use by permanent attachment to barges, pontoons, vessels, or other means of flotation.

**List** means the angle of inclination about the longitudinal axis of a barge, pontoons, vessel, or other means of flotation.

**Live boom** means a boom whose lowering is controlled by a brake without the aid of other lowering retarding devices (free-fall capable).

**Live load line** means a load line whose lowering is controlled by a brake without the aid of other lowering retarding devices (free-fall capable).

**Load** is the weight of the object being lifted or lowered, including the weight of the load-attaching equipment such as the load block, ropes, slings, shackles, and any other auxiliary attachment.

**Load moment (or rated capacity) indicator** means a system which aids the equipment operator by sensing the overturning moment on the equipment, i.e., load X radius. It compares this lifting condition to the equipment's rated

capacity, and indicates to the operator the percentage of capacity at which the equipment is working. Lights, bells, or buzzers may be incorporated as a warning of an approaching overload condition.

**Load moment (or rated capacity) limiter** means a system which aids the equipment operator by sensing the overturning moment on the equipment, i.e., load X radius. It compares this lifting condition to the equipment's rated capacity, and when the rated capacity is reached, it shuts off power to those equipment functions which can increase the severity of loading on the equipment, e.g., hoisting, telescoping out, or luffing out. Typically, those functions which decrease the severity of loading on the equipment remain operational, e.g., lowering, telescoping in, or luffing in.

**Load ratings** means a set of rated loads for stipulated hoisting equipment configurations and operating conditions.

**Load sustaining/bearing parts** means those parts of a crane that support the crane or load and upon failure could cause dropping, uncontrolled shifting, or uncontrolled movement of the crane or load.

**Locomotive crane** means a crane mounted on a base or car equipped for travel on a railroad track.

**Luffing boom** is a member hinged to the rotating superstructure and used for supporting the hoisting tackle.

**Luffing jib limiting device** is similar to a boom hoist limiting device, except that it limits the movement of the luffing jib.

**Marine worksite** means a construction worksite located in, on or above the water.

**Master coupling link** means an alloy steel welded coupling link used as an intermediate link to join alloy steel chain to master links.

**Master link** means forged or welded steel link used to support all members (legs) of an alloy steel chain sling or wire rope sling.

**Mechanical coupling link (alloy steel chain)** means a nonwelded, mechanically closed link used primarily to attach fittings to alloy steel chain.

**Mobile cranes** means a lifting device incorporating a cable suspended latticed boom or hydraulic telescopic boom designed to be moved between operating locations by transport over the road. (~~These are referred to in Europe as a crane mounted on a truck carrier.~~)

**Moving point-to-point** means the times during which an employee is in the process of going to or from a work station.

**Multipurpose machine** means a machine that is designed to be configured in various ways, at least one of which allows it to hoist (by means of a winch or hook) and horizontally move a suspended load. For example, a machine that can rotate and can be configured with removable forks/tongs (for use as a forklift) or with a winch pack, jib (with a hook at the end) or jib used in conjunction with a winch. When configured with the forks/tongs, it is not covered by this part. When configured with a winch pack, jib (with a hook at the end) or jib used in conjunction with a winch, it is covered by this part.

**Multiple lift rigging** means a rigging assembly manufactured by wire rope rigging suppliers that facilitates the



attachment of up to five independent loads to the hoist rigging of a crane.

**Nationally recognized accrediting agency** is an organization that, due to its independence and expertise, is widely recognized as competent to accredit testing organizations.

**Nonconductive** means that, because of the nature and condition of the materials used, and the conditions of use (including environmental conditions and condition of the material), the object in question has the property of not becoming energized (that is, it has high dielectric properties offering a high resistance to the passage of current under the conditions of use).

**Nonstandard tower crane base** means any deviation from the structural support or base configuration recommended by the crane manufacturer.

**Occasional or routine maintenance and repair work** means regular, customary and foreseeable work necessary to keep equipment in good repair and/or condition. This also includes regular, customary and foreseeable work necessary to return equipment to sound condition after damage.

**Operational aid** means an accessory that provides information to facilitate operation of a crane or that takes control of particular functions without action of the operator when a limiting condition is sensed. Examples of such devices include, but are not limited to, the following: Anti-two-block device, rated capacity indicator, rated capacity (load) limiter, boom angle or radius indicator, lattice boom hoist disconnect device, boom length indicator, drum rotation indicator, load indicator, and wind speed indicator.

**Operational controls** means levers, switches, pedals and other devices for controlling equipment operation.

**Operator** is a person who is operating the equipment.

**Outriggers** means extendable or fixed members attached to the mounting base, which rests on supports at the outer ends, used to support the crane.

**Overhead/bridge and gantry cranes** includes overhead/bridge cranes, cranes on monorails, under hung cranes, semigantry, cantilever gantry, wall cranes, storage bridge cranes, launching gantry cranes, and similar equipment, irrespective of whether it travels on tracks, wheels, or other means.

**Pendants** includes both wire and bar types. Wire type: A fixed length of wire rope with mechanical fittings at both ends for pinning segments of wire rope together. Bar type: Instead of wire rope, a bar is used. Pendants are typically used in a latticed boom crane system to easily change the length of the boom suspension system without completely changing the rope on the drum when the boom length is increased or decreased.

**Personal fall arrest system** means a system used to arrest an employee in a fall from a working level. It consists of an anchorage, connectors, and a body harness and may include a lanyard, deceleration device, lifeline, or suitable combination of these.

**Personnel lifting** means raising, lowering, or transporting personnel using a crane/derrick.

**Personnel platform - Boom attached** means a platform attached to the boom of the crane.

**Personnel platform - Suspended** means a platform attached to a crane/derrick using wire rope, chain, or a jointed

attachment and that has no installed motion controls for the platform itself.

**Personnel platform suspension system** means the rope or chain slings and other components, including fastening devices, used to connect the crane/derrick to the personnel platform.

**Platform occupant** means a person who is within the guardrail barrier while the personnel platform is in a hoisted position.

**Platform rating** means the maximum capacity of a personnel lifting platform, established by the platform manufacturer, in terms of total weight and the number of occupants allowed.

**Portal crane** is a type of crane consisting of a rotating upper structure, hoist machinery, and boom mounted on top of a structural gantry which may be fixed in one location or have travel capability. The gantry legs or columns usually have portal openings in between to allow passage of traffic beneath the gantry.

**Power controlled lowering** means a system or device in the power train, other than the load hoist brake, that can regulate the lowering rate of speed of the load hoist mechanism.

**Powerhouse** means a plant wherein electric energy is produced by conversion from some other form of energy (e.g., chemical, nuclear, solar, mechanical, or hydraulic) by means of suitable apparatus. This includes all generating station auxiliaries and other associated equipment required for the operation of the plant. Not included are stations producing power exclusively for use with communication systems.

**Power lines** means electrical distribution and electrical transmission lines.

**Procedures** include, but are not limited to: Instructions, diagrams, recommendations, warnings, specifications, protocols, and limitations.

**Proximity alarm** is a device that provides a warning of proximity to a power line that has been listed, labeled or accepted by a nationally recognized testing laboratory in accordance with 29 C.F.R. 1910.7.

**Qualified crane operator** means a crane operator who meets the requirements established by the department under RCW 49.17.430.

**Qualified evaluator (not a third party)** means a person employed by the signal person's or the rigger's employer (as applicable) who has demonstrated that he/she is competent in accurately assessing whether individuals meet the qualification requirements in this part for a signal person or a rigger.

**Qualified evaluator (third party)** means an entity that, due to its independence and expertise, has demonstrated that it is competent in accurately assessing whether individuals meet the qualification requirements in this part for a signal person or a rigger.

**Qualified person** means a person who, by possession of a recognized degree, certificate, or professional standing, or who by extensive knowledge, training and experience, successfully demonstrated the ability to solve/resolve problems relating to the subject matter, the work, or the project.

**Qualified rigger** is a rigger who meets the requirements in WAC 296-155-53306.

**Qualified signal person** is a signal person who meets the requirements in WAC 296-155-53302.

**Range control limit device** is a device that can be set by an equipment operator to limit movement of the boom or jib tip to a plane or multiple planes.

**Range control warning device** is a device that can be set by an equipment operator to warn that the boom or jib tip is at a plane or multiple planes.

**Rated capacity** means the maximum working load permitted by the manufacturer under specified working conditions. Such working conditions typically include a specific combination of factors such as equipment configuration, radii, boom length, and other parameters of use.

**Rated capacity indicator**, see load moment indicator.

**Rated capacity limiter**, see load moment limiter.

**Repetitive pickup points** refer to, when operating on a short cycle operation, the rope being used on a single layer and being spooled repetitively over a short portion of the drum.

**Rotation resistant rope** means a type of wire rope construction which reduces the tendency of a rope to rotate about its axis under load. Usually, this consists of an inner system of core strands laid in one direction covered by an outer system of strands laid in the opposite direction.

**RPE** means a registered professional engineer licensed under RCW 18.43.040(1).

**RPSE** means a registered professional structural engineer licensed under RCW 18.43.040(1).

**Running wire rope** is a wire rope that moves over sheaves or drums.

**Runway** means a firm, level surface designed, prepared and designated as a path of travel for the weight and configuration of the crane being used to lift and travel with the crane suspended platform. An existing surface may be used as long as it meets these criteria.

**Safety devices**, examples of safety devices are, but are not limited to, the following: Horn, boom/jib or trolley stops, crane level indicator, hydraulic holding device/check valve, rail clamps, rail stops, brakes, deadman control or forced neutral return control, emergency stop switch, guards, handrails, audible and visual alarms, etc.

**Safety or health standard** means a standard adopted under this chapter.

**Section** means a section of this part, unless otherwise specified.

**Side-boom crane** means a track-type or wheel-type tractor having a boom mounted on the side of the tractor, used for lifting, lowering, or transporting a load suspended on the load hook. The boom or hook can be lifted or lowered in a vertical direction only.

**Sling** means an assembly to be used for lifting when connected to a lifting mechanism. The upper portion of the sling is connected to the lifting mechanism and the lower supports the load, as described in this part.

**Special hazard warnings** means warnings of site-specific hazards (for example, proximity of power lines).

**Spiral** means a single transverse coil that is the basic element from which metal mesh is fabricated.

**Stability (flotation device)** means the tendency of a barge, pontoons, vessel, or other means of flotation to return to an upright position after having been inclined by an external force.

**Stabilizer** means an extendable or fixed member attached to the mounting base to increase the stability of the crane, but that may not have the capability of relieving all of the weight from the wheels or tracks.

**Standard method** means the hand signals established in the applicable ASME B30 series and WAC 296-155-56400, Mobile crane hand signal chart.

**Standing wire rope** means a supporting wire rope which maintains a constant distance between the points of attachment to the two components connected by the wire rope.

**Superstructure**: See upperworks.

**Supporting materials** means blocking, mats, cribbing, marsh buggies (in marshes/wetlands), or similar supporting materials or devices.

**Taglines** means a rope (usually fiber) attached to a lifted load for purposes of controlling load spinning and pendular motions or used to stabilize a bucket or magnet during material handling operations.

**Tender** means an individual responsible for monitoring and communication with a diver.

**Tilt up or tilt down operation** means raising/lowering a load from the horizontal to vertical or vertical to horizontal.

**Toe board** means a vertical barrier at foot level, along the edges of the platform, to protect against material from falling over the edge.

**Top rail** means the top member of a barrier along the edges of a platform to protect against persons from falling off the platform.

**Tower crane** means a type of lifting structure which utilizes a vertical mast or tower to support a working boom (jib) in an elevated position. Loads are suspended from the working boom. While the working boom may be of the fixed type (horizontal or angled) or have luffing capability, it can always rotate to swing loads, either by rotating on the top of the tower (top slewing) or by the rotation of the tower (bottom slewing). The tower base may be fixed in one location or ballasted and moveable between locations. Mobile cranes that are configured with a luffing jib and/or tower attachments are not considered tower cranes under this part.

**Travel** means the function of the hoisting equipment moving under its own power from one location to another.

**Travel bogie (tower cranes)** means an assembly of two or more axles arranged to permit vertical wheel displacement and equalize the loading on the wheels.

**Trim** means the angle of inclination about the transverse axis of a barge, pontoons, vessel or other means of flotation.

**Two blocking** means a condition in which a component that is uppermost on the hoist line such as the load block, hook block, overhaul ball, or similar component, comes in contact with the boom tip, fixed upper block or similar component. This binds the system and continued application of power can cause failure of the hoist rope or other component.

**Unavailable procedures** means procedures that are no longer available from the manufacturer, or have never been available from the manufacturer.

**Upperstructure**: See upperworks.

**Upperworks** means the revolving frame of equipment on which the operating machinery (and many cases the engine) are mounted along with the operator's cab. The counterweight is typically supported on the rear of the upperstructure.

ture and the boom or other front end attachment is mounted on the front.

**Up to** means "up to and including."

**Vertical hitch** means a method of rigging a sling in which the load is attached to the loop eye or end fitting at one end of the sling and the loop eye or end fitting at the other end is attached to the lifting device. Any hitch less than five degrees from the vertical may be considered a vertical hitch.

**Wire rope** means a flexible rope constructed by laying steel wires into various patterns of multiwired strands around a core system to produce a helically wound rope.

**Working load** means the external load applied to the hoisting equipment, including the personnel lifting platform, its contents, and the load attaching equipment, such as lowered load block, shackles, and slings.

**Reviser's note:** The typographical error in the above section occurred in the copy filed by the agency and appears in the Register pursuant to the requirements of RCW 34.08.040.

**AMENDATORY SECTION** (Amending WSR 12-01-086, filed 12/20/11, effective 2/1/12)

**WAC 296-155-53306 Rigger qualifications.** (1) The rigger must meet the qualification requirements (subsection (3) of this section) prior to performing hoisting activities for assembly and disassembly work (WAC 296-155-53402 (19)(a)). A qualified rigger is required whenever ~~((workers)) employees are ((within the fall zone and)) engaged in hooking, unhooking, or guiding ((a) the load, or ((doing)) in the initial connection of a load to a component or structure, and are within the fall zone~~ (WAC 296-155-53400 (43)(c)). This requirement must be met by using either Option (1) or Option (2).

(a) Option (1) - Third-party qualified evaluator. The rigger has documentation from a third-party qualified evaluator showing that the rigger meets the qualification requirements listed in subsection (3) of this section.

(b) Option (2) - Employer's qualified evaluator. The employer has its qualified evaluator assess the individual and determine that the individual meets the qualification requirements listed in subsection (3) of this section and provides documentation of that determination. An assessment by an employer's qualified evaluator under this option is not portable meaning other employers are not permitted to use this qualification to meet the requirements of this section.

(c) The employer must make the documentation for whichever option is used available at the site while the rigger is employed by the employer. The documentation must specify each type of rigging for which the rigger meets the requirements of subsection (3) of this section.

(2) If subsequent actions by the rigger indicate that the individual may not meet the qualification requirements listed in subsection (3) of this section, the employer must not allow the individual to continue working as a rigger until retraining is provided and a reassessment is made in accordance with subsection (1) of this section that confirms that the individual meets the qualification requirements.

(3) Qualification requirements. Each rigger must:

(a) Know and understand the requirements located in ASME B30.7-2006, Base-Mounted Drum Hoists, B30.9-2010, Slings, B30.10-2009, Hooks, B30.16-2007, Overhead

Hoists (Underhung), B30.20-2010, Below-the-Hook Lifting Devices, B30.21-2005, Manually Lever Operated Hoists and B30.26-2004, Rigging Hardware, as applicable.

(b) Know and understand the type of sling and hitch used. For example, if synthetic web slings are used, the rigger must know and understand the removal criteria for this type of sling and how to properly use the sling.

(c) Be competent in the application of the type of hitches used.

(d) Have a basic understanding of slings, rigging hardware and below-the-hook lifting devices (as applicable); their limitations, rigging practices, associated hazards and inspection requirements.

(e) Know and understand load weight estimation, center of gravity, effect of angles on rigging components, load turning, knots/tag lines, chain hoist/come-a-long usage, winch and block usage, and basic hand signals, as applicable.

(f) Know and understand the relevant requirements of WAC 296-155-556 through 296-155-56220 and this section.

(g) Demonstrate that they meet the requirements in (a) through (e) of this subsection through a written test and through a practical test. All tests must be documented.

**Notes:**

- The provisions of subsection (3)(g) of this section are ~~((applicable one hundred eighty days after the effective date of this section))~~ **not required until February 1, 2013.**
- This section does not require that each and every worker associated with the rigging of a component or structure to be a "fully qualified rigger" as defined in this section, the requirement is for at least one of the workers to be a fully qualified rigger. However, all other associated workers must be qualified by training or experience to perform their assigned tasks (WAC 296-155-035(2)).

(4) Qualification period. A rigger qualification cannot exceed a five-year period; this qualification must be renewed every five years to ensure riggers maintain qualified status. At a minimum, this renewal must include a documented written exam.

**AMENDATORY SECTION** (Amending WSR 12-01-086, filed 12/20/11, effective 2/1/12)

**WAC 296-155-53400 General requirements.** (1) All cranes and derricks, except for those exempted in WAC 296-155-52900, must be certified annually by an accredited certifier recognized by the department, for detailed information about this certification see WAC 296-155-532.

(2) All crane and derrick operators, except for those exempted in WAC 296-155-52900, must be qualified as required by WAC 296-155-533.

(3)(a) Cranes must meet the requirements for design, construction, installation and testing as prescribed in the applicable ASME standard at the time the crane or derrick was manufactured.

(b) Where manufacturer's specifications are not available the limitations assigned to the crane must be based on the determinations of a registered professional engineer (RPE), competent in this field and such determinations must be appropriately documented and recorded.

(c) Attachments used with cranes must not exceed the capacity, rating, or scope recommended by the manufacturer or RPE.

(4) Unavailable operation procedures.

(a) Where the manufacturer procedures are unavailable, the employer must ~~((provide))~~ develop and ensure compliance with all procedures necessary for the safe operation of the crane/derrick and attachments.

(b) Procedures for the operational controls must be developed by a qualified person.

(c) Procedures related to the capacity of the crane/derrick must be developed and signed by a registered professional engineer familiar with this equipment.

(5) Warning decals and placards must be installed and legible as prescribed by this part and the crane manufacturer.

(6) The procedures applicable to the operation of the crane/derrick including a legible and applicable operator's manual and load rating chart, written in the English language with customary grammar and punctuation, must be in the operator's cab or station when the crane is in operation. Where rated capacities are available in the cab only in electronic form: In the event of a failure which makes the rated capacities inaccessible, the operator must immediately cease operations or follow safe shut-down procedures until the rated capacities (in electronic or other form) are available.

(7) Rated capacity and related information. The information available in the operator's cab or station (see WAC 296-155-53400(6)) regarding "rated capacity" and related information must include, at a minimum, the following information:

(a) A complete range of the manufacturer's rated capacities, as follows:

(i) At all manufacturer approved operating radii, boom angles, work areas, boom lengths and configurations, jib lengths and angles (or offset).

(ii) Alternate ratings for use and nonuse of optional equipment which affects rated capacities, such as outriggers, stabilizers, and extra counterweights.

(iii) When available from the manufacturer load ratings where structural competence governs lifting performance must be identified.

(b) A work area chart for which capacities are listed in the load chart.

**Note:** An example of this type of chart for mobile cranes is in WAC 296-155-56435.

(c) The work area figure and load chart must clearly indicate the areas where no load is to be handled.

(d) Recommended reeving for the hoist lines must be shown.

(e) Recommended parts of hoist reeving, size, and type of wire rope for various crane loads.

(f) Recommended boom hoist reeving diagram, where applicable; size, type, and length of wire rope.

(g) Tire pressure (where applicable).

(h) Caution or warnings relative to limitations on cranes and operating procedures, including an indication of the least stable direction.

(i) Position of the gantry and requirements for intermediate boom suspension (where applicable).

(j) Instructions for boom erection and conditions under which the boom, or boom and jib combinations, may be raised or lowered.

(k) Whether the hoist holding mechanism is automatically or manually controlled, whether free fall is available, or any combination of these.

(l) The maximum telescopic travel length of each boom telescopic section.

(m) Whether sections are telescoped manually or with power.

(n) The sequence and procedure for extending and retracting the telescopic boom section.

(o) Maximum loads permitted during the boom extending operation, and any limiting conditions or cautions.

(p) Hydraulic relief valve settings specified by the manufacturer.

(8) All manufacturer procedures applicable to the operational functions of cranes/derricks, including its use with attachments must be complied with.

(9) The operator must not engage in any practice or activity that diverts his/her attention while actually engaged in operating the crane/derrick, such as the use of cellular phones (other than when used for signal communications).

(10) A portable fire extinguisher, with a basic minimum extinguisher rating of 10 BC, must be installed in the cab or at the machinery housing. Additional requirements relating to portable fire extinguishers can be found in WAC 296-800-300.

(11) Cabs. Cranes/derricks with cabs must meet the following requirements:

(a) Cabs must be designed with a form of adjustable ventilation and method for clearing the windshield for maintaining visibility and air circulation. Examples of means for adjustable ventilation include air conditioner or window that can be opened (for ventilation and air circulation); examples of means for maintaining visibility include heater (for preventing windshield icing), defroster, fan, windshield wiper.

(b) Cab doors (swinging, sliding) must be designed to prevent inadvertent opening or closing while traveling or operating the machine. Swinging doors adjacent to the operator must open outward. Sliding operator doors must open rearward.

(c) Windows.

(i) The cab must have windows in front and on both sides of the operator. Forward vertical visibility must be sufficient to give the operator a view of the boom point at all times.

(ii) Windows may have sections designed to be opened or readily removed. Windows with sections designed to be opened must be designed so that they can be secured to prevent inadvertent closure.

(iii) Windows must be of safety glass or material with similar optical and safety properties that introduce no visible distortion or otherwise obscure visibility that interferes with the safe operation of the equipment.

(d) A clear passageway must be provided from the operator's station to an exit door on the operator's side.

(e) Areas of the cab roof that serve as a workstation for rigging, maintenance, or other equipment-related tasks must be capable of supporting two hundred fifty pounds without permanent distortion.

(12) Personal belongings must be stored in such a manner as to not interfere with access or operation of the crane.

(13) Rigging gear, tools, oil cans, waste, and other articles must be stored in the toolbox or another appropriate location, and must not be permitted to lie loose in or about the cab or operator's work station.

(14) Operating controls must be properly marked to indicate the function of the controls in each position.

(15) The employer must designate a competent person who must inspect the cranes and components daily when used, and periodically during use to make sure it is in safe operating condition. Any deficiencies that effect the safe operation of the crane must be repaired, or defective parts replaced, before continued use.

**Note:** For additional requirements relating to inspections see WAC 296-155-53405.

(16) Before starting the engine, the operator must verify that all controls are in the proper starting position and that all personnel are in the clear.

(17) While in operation, belts, gears, shafts, pulleys, sprockets, spindles, drums, fly wheels, chains, or other reciprocating, rotating, or other moving parts or equipment must be guarded if such parts are exposed to contact by employees, or otherwise create a hazard. Guarding must meet the requirements of chapter 296-806 WAC, Machine safety.

(18) Neither the load nor the boom is allowed to be lowered below the point where less than two full wraps of rope remain on their respective drums.

(19) All exhaust pipes, turbochargers, and charge air coolers must be guarded or insulated in areas where contact by employees is possible in the performance of normal duties and are discharged in a direction away from the operator.

(20) Hydraulic and pneumatic lines must be protected from damage to the extent feasible.

(21) Friction mechanisms. Where friction mechanisms (such as brakes and clutches) are used to control the boom hoist or load line hoist, they must be:

(a) Of a size and thermal capacity sufficient to control all rated loads with the minimum recommended reeving.

(b) Adjustable to permit compensation for lining wear to maintain proper operation.

(22) Hydraulic load hoists. Hydraulic drums must have an integrally mounted holding device or internal static brake to prevent load hoist movement in the event of hydraulic failure.

(23) Whenever internal combustion engine powered crane/derrick exhausts in enclosed spaces, tests must be made and recorded to see that employees are not exposed to unsafe concentrations of toxic gases or oxygen deficient atmospheres. (See chapter 296-62 WAC, General occupational health standards and chapter 296-841 WAC, Airborne contaminants.)

(24) If access to the cab roof is necessary, a ladder or steps must be provided to give access to a cab roof.

(25) All steps, running boards, and ladders must be of substantial construction and in good repair at all times.

(26) Guardrails, handholds, and steps must be provided on cranes for easy access to the cab in accordance with Parts C-1 and J of this chapter.

(27) Platforms and walkways must have antiskid surfaces.

(28) Cranes/derricks fuel tank filler pipe must be located in such a position, or protected in such a manner, as to not allow spill or overflow to run onto the engine, exhaust, or electrical equipment of any crane being fueled. In addition, cranes/derricks must be refueled as follows:

(a) Make sure the engine is turned off before refueling.

(b) When refueling with gasoline using portable containers, make sure only an approved safety-type can with an automatic closing cap and flame arrester is used.

(c) Smoking or open flames is prohibited in the refueling area.

(29) Crane hook ball assemblies and load blocks.

(a) ~~((All crane hook ball assemblies and load blocks must be labeled with their rated capacity and their weight.))~~ Load hooks (including latched and unlatched types), ball assemblies, and load blocks must be of sufficient weight to overhaul the line from the highest hook position for boom or boom and jib lengths and the number of parts of the line in use.

(b) Crane hooks must be equipped with latches or self-locking devices unless a qualified person determines that it is safer to hoist and place the load without latches (or with the latches removed/tied back((+)) or otherwise disabled) and routes for the loads are preplanned to ensure that no employee is required to work in the fall zone except for employees necessary for the hooking or unhooking of the load.

(c) The latch or self-locking device (when used) must bridge the throat opening of the hook for the purpose of retaining slings or other lifting devices under slack conditions.

(30) Repair or replace a hook when it shows:

(a) Any cracks, nicks, or gouges.

(b) Wear of more than ten percent of the original sectional dimension, or as recommended by the manufacturer.

(c) Any visibly apparent bend or twist from the plane of the unbent hook.

(d) Any distortion causing an increase in the throat opening of five percent, not to exceed one-fourth inch or as recommended by the manufacturer.

(e) Repair or replace hook latches or self-locking devices when they become inoperative.

(31) A qualified person must determine if a damaged hook needs to be replaced or can be repaired.

(32) When repairing a hook, the requirements below must be followed:

(a) Unless otherwise recommended by the manufacturer, only a qualified person can repair cracks, nicks and gouges by grinding longitudinally, following the contour of the hook.

**Note:** The dimension of the hook cannot be reduced more than ten percent of its original value, unless otherwise recommended by the manufacturer.

(b) All other repairs must be performed by the hook manufacturer or the qualified person.

(c) Weld repairs or reshaping must not be performed on hooks, unless approved by the manufacturer.

(33) Replacement parts, such as load pins for clevis hooks must be at least equal to the original manufacturer's specifications.

**Note:** For requirements relating to wedge sockets, see WAC 296-155-56115(2).

(34) Before traveling a crane with a load, it must be determined that this practice is not prohibited by the manufacturer. If not, a qualified person must be responsible for the operation. Decisions such as the necessity to reduce crane ratings, load position, boom location, ground support, travel route, and speed of movement must be in accordance with that person's determination. Specified tire pressure must be maintained. The boom should be carried in line with the direction of travel. Sudden starts and stops should be avoided.

(35) The crane/derrick must not be assembled or used unless ground conditions are firm, drained, and graded to a sufficient extent as determined by a competent person, so that, in conjunction (if necessary) with the use of supporting materials, the crane/derrick manufacturer's specifications for adequate support and degree of level of the crane/derrick are met. The requirement for the ground to be drained does not apply to marshes/wetlands. For additional requirements for self-erecting tower cranes, see WAC 296-155-54100.

(36) The controlling entity must:

(a) Ensure that ground preparations necessary to meet the requirements in subsection (35) of this section are provided.

(b) Inform the user of the crane/derrick and the operator of the location of hazards beneath the crane/derrick set-up area (such as voids, tanks, utilities) if those hazards are identified in documents (such as site drawings, as-built drawings, and soil analyses) if they are available to the controlling entity that are in the possession of the controlling entity (whether at the site or off-site) or the hazards are otherwise known to that controlling entity.

(37) If there is no controlling entity for the project, the requirement in subsection (36)(a) of this section must be met by the employer that has authority at the site to make or arrange for ground preparations needed to meet subsection (35) of this section.

(38) If the assembly/disassembly director or the operator determines that ground conditions do not meet the requirements in subsection (35) of this section, that person's employer must have a discussion with the controlling entity regarding the ground preparations that are needed so that, with the use of suitable supporting materials/devices (if necessary), the requirements in subsection (35) of this section can be met.

(39) This section does not apply to cranes designed for use on railroad tracks when used on railroad tracks that are part of the general railroad system of transportation that is regulated pursuant to the Federal Railroad Administration under 49 C.F.R. Part 213, and that comply with applicable Federal Railroad Administration requirements.

(40) Multiple crane/derrick coordination. Where any part of a crane/derrick is within the working radius of another crane/derrick, the controlling entity must institute a system to coordinate operations. If there is no controlling entity, the employer (if there is only one employer operating the multiple pieces of equipment), or employers, must institute such a system.

(41) Multiple crane or multiple load line lifts.

(a) Plan development. Before beginning a crane/derrick operation in which more than one crane/derrick will be supporting the load or multiple load lines on one crane will be supporting the load, the operation must be planned. The planning must meet the following requirements:

(i) The plan must be developed by a qualified person.

(ii) The plan must be designed to ensure that the requirements of this part are met.

(iii) Where the qualified person determines that engineering expertise is needed for the planning, the employer must ensure that it is provided.

(b) Plan implementation.

(i) The multiple-crane/derrick lift or multiple load line lifts must be directed by a person who meets the criteria for both a competent person and a qualified person, or by a competent person who is assisted by one or more qualified persons (lift director).

(ii) The lift director must review the plan in a meeting with all workers who will be involved with the operation.

(42) Work area control. Swing radius hazards.

(a) The requirements in (b) of this subsection apply where there are accessible areas in which the crane's rotating superstructure (whether permanently or temporarily mounted) poses a reasonably foreseeable risk of:

(i) Striking and injuring an employee; or

(ii) Pinching/crushing an employee against another part of the crane or another object.

(b) To prevent employees from entering these hazard areas, the employer must:

(i) Train each employee assigned to work on or near the crane (authorized personnel) in how to recognize struck-by and pinch/crush hazard areas posed by the rotating superstructure.

(ii) Erect and maintain control lines, warning lines, railings or similar barriers to mark the boundaries of the hazard areas.

**Exception:**

When the employer can demonstrate that it is neither feasible to erect such barriers on the ground nor on the crane, the hazard areas must be clearly marked by a combination of warning signs (such as Danger-Swing/Crush Zone) and high visibility markings on the crane that identify the hazard areas. In addition, the employer must train each employee to understand what these markings signify.

(c) Protecting employees in the hazard area.

(i) Before an employee goes to a location in the hazard area that is out of view of the operator, the employee (or someone instructed by the employee) must ensure that the operator is informed that he/she is going to that location.

(ii) Where the operator knows that an employee went to a location covered by subsection (43)(c)(i) of this section, the operator must not rotate the superstructure until the operator is informed in accordance with a prearranged system of communication that the employee is in a safe position.

(d) Where any part of a crane/derrick is within the working radius of another crane/derrick, the controlling entity must institute a system to coordinate operations. If there is no controlling entity, the employer (if there is only one employer operating the multiple pieces of equipment), or employers, must institute such a system.

(43) Keeping clear of the load.

(a) Where available, hoisting routes that minimize the exposure of employees to hoisted loads must be used to the extent consistent with public safety.

(b) While the operator is not moving a suspended load, no employee is allowed to be within the fall zone, except for employees:

(i) Engaged in hooking, unhooking or guiding a load; or

(ii) Engaged in the initial attachment of the load to a component structure; or

(iii) Operating a concrete hopper or concrete bucket.

(c) When employees are engaged in hooking, unhooking, or guiding the load, or in the initial connection of a load to a component or structure, and are within the fall zone, all of the following criteria must be met:

(i) The materials being hoisted must be rigged to prevent unintentional displacement.

(ii) Hooks with self-closing latches or their equivalent must be used, see subsection (29)(b) of this section. "J" hooks are permitted to be used for setting wooden trusses.

(iii) The materials must be rigged by a qualified rigger.

(d) Receiving a load. Only employees needed to receive a load are permitted to be within the fall zone when a load is being landed.

(e) During a tilt-up or tilt-down operation:

(i) Employees are not allowed to be directly under the load.

(ii) Only employees' essential to the operation are allowed to be in the fall zone (but not directly under the suspended load).

**Note:** An employee is essential to the operation if the employee is conducting one of the following operations and the employer can demonstrate it is infeasible for the employee to perform that operation from outside the fall zone:

- Physically guide the load;
- Closely monitor and give instructions regarding the load's movement; or
- Either detach it from or initially attach it to another component or structure (such as, but not limited to, making an initial connection or installing bracing).

(f) Boom free fall is prohibited when an employee is in the fall zone of the boom or load, and load line free fall is prohibited when an employee is directly under the load. See subsections (44) through (47) of this section.

(44) Boom free fall prohibitions.

(a) The use of cranes in which the boom is designed to free fall (live boom) is prohibited in each of the following circumstances:

(i) An employee is in the fall zone of the boom or load.

(ii) An employee is being hoisted.

(iii) The load or boom is directly over a power line, or over any part of the area listed in Table 4 located in WAC 296-155-53408, clearance distance to each side of the power line; or any part of the area extending the Table 4 clearance distance to each side of the power line is within the radius of vertical travel of the boom or the load.

(iv) The load is over a shaft, except where there are no employees in the shaft.

(v) The load is over a cofferdam, except where there are no employees in the fall zone of the boom or the load.

(vi) Lifting operations are taking place in a refinery or tank farm.

(b) The use of cranes in which the boom is designed to free fall (live boom) is permitted only where none of the circumstances listed in (a) of this subsection are present and:

(i) The crane was manufactured prior to October 31, 1984; or

(ii) The crane is a floating crane or a land crane on a vessel/flotation device.

(45) Preventing boom free fall. Where the use of a crane with a boom that is designed to free fall (live boom) is prohibited (see subsection (44)(a) of this section), the boom hoist must have a secondary mechanism or device designed to prevent the boom from falling in the event the primary system used to hold or regulate the boom hoist fails, as follows:

(a) Friction drums must have:

(i) A friction clutch and, in addition, a braking device, to allow for controlled boom lowering.

(ii) A secondary braking or locking device, which is manually or automatically engaged, to back-up the primary brake while the boom is held (such as a secondary friction brake or a ratchet and pawl device).

(b) Hydraulic drums must have an integrally mounted holding device or internal static brake to prevent boom hoist movement in the event of hydraulic failure.

(c) Neither clutches nor hydraulic motors must be considered brake or locking devices for purposes of this part.

(d) Hydraulic boom cylinders must have an integrally mounted holding device.

(46) Preventing uncontrolled retraction. Hydraulic telescoping booms must have an integrally mounted holding device to prevent the boom from retracting in the event of hydraulic failure.

(47) Load line free fall. In each of the following circumstances, controlled load lowering is required and free fall of the load line hoist is prohibited:

(a) An employee is directly under the load.

(b) An employee is being hoisted.

(c) The load is directly over a power line, or over any part of the area listed in Table 4, located in WAC 296-155-53408, clearance distance to each side of the power line; or any part of the area extending the Table 4 of WAC 296-155-53408, clearance distance to each side of the power line is within the radius of vertical travel of the load.

(d) The load is over a shaft.

(e) The load is over a cofferdam, except where there are no employees in the fall zone of the load.

(48) Employees must not be allowed to ride on the hook or load.

(49) The hoist rope must not be wrapped around the load.

(50) All loads must be attached to the hook by means of suitable slings or other devices of sufficient lifting capacity.

(51) When moving a load it must be well secured and balanced in the sling or lifting device before it is lifted more than a few inches.

(52) Leaving the crane/derrick unattended. The operator must not leave the controls while the load is suspended, except where all of the following are met:

(a) The operator remains adjacent to the crane/derrick and is not engaged in any other duties.

(b) The load is to be held suspended for a period of time exceeding normal lifting operations.

(c) The competent person determines that it is safe to do so and implements measures necessary to restrain the boom hoist and telescoping, load, swing, and outrigger or stabilizer functions.

(d) Barricades or caution lines, and notices, are erected to prevent all employees from entering the fall zone. No employees, including those listed in subsection (43)(b), (d), and (e) of this section, are permitted in the fall zone.

**Exemption:** The provisions in this section do not apply to working gear (such as slings, spreader bars, ladders, and welding machines) where the weight of the working gear is negligible relative to the lifting capacity of the equipment as positioned, and the working gear is suspended over an area other than an entrance or exit.

**Note:** For additional requirements relating to leaving the crane unattended for tower, self-erecting, overhead/bridge and derricks see:

- WAC 296-155-53915, Tower cranes—Operations;
- WAC 296-155-54115, Self-erecting tower cranes—Operations;
- WAC 296-155-54215, Overhead/bridge cranes and gantry cranes—Operations;
- WAC 296-155-54320, Derricks—Operations.

(53) While moving the load the lift and swing path must be clear of obstructions.

(54) Before starting to lift the following conditions must be met:

(a) The hoist rope must not be kinked.

(b) Multiple-part lines must not be twisted around each other.

(c) The hook must be brought over the load in such a manner as to minimize swinging.

(d) If the competent person determines that there is slack rope condition requiring respooling of the rope, it must be ~~((determined))~~ verified (before starting the lift) that the rope is seated on the drum and in the sheaves as the slack is removed.

(e) The competent person must adjust the crane/derrick and/or operations to address the effect of wind, ice, and snow on equipment stability and rated capacity.

(f) If possible, the load must be free to be lifted; it is neither caught nor attached to other objects.

(55) During lifting operations, care must be taken that there is no sudden acceleration or deceleration of the moving load and that the load boom or other parts of the crane do not contact any obstruction. Rotational speed of the crane/derrick must be such that the load does not swing out beyond the radius at which it can be controlled.

(56) Side loading of booms (jibs) must be limited to freely suspended loads. Cranes must not be used for dragging loads sideways.

(57) The operator must test the brakes each time a load that is ninety percent or more of the maximum line pull is handled by lifting the load a few inches and applying the brakes. In duty cycle and repetitive lifts where each lift is ninety percent or more of the maximum line pull, this requirement applies to the first lift but not to successive lifts.

(58) Modifications or additions which affect the capacity or safe operation of the crane/derrick are prohibited except where the requirements of (a) or (b) of this subsection are

met. For recertification requirements see WAC 296-155-53214 (1)(c).

(a) Manufacturer review and approval.

(i) The manufacturer approves the modifications/additions in writing.

(ii) The load charts, procedures, instruction manuals and instruction plates/tags/decals are modified as necessary to accord with the modification/addition.

(iii) The original safety factor of the crane/derrick is not reduced.

(b) Where manufacturer is unavailable or has refused to review a request. The manufacturer is provided a detailed description of the proposed modification/addition, is asked to approve the modification/addition, but it declines to review the technical merits of the proposal or fails, within thirty days, to acknowledge the request or initiate the review, and all of the following are met:

(i) A registered professional engineer who is a qualified person with respect to the crane/derrick involved:

(A) Approves the modification/addition and specifies the crane/derrick configurations to which that approval applies; and

(B) Modifies load charts, procedures, instruction manuals and instruction plates/tags/decals as necessary to accord with the modification/addition.

(ii) The original safety factor of the crane/derrick is not reduced.

(c) Manufacturer does not complete the review within one hundred twenty days of the request. The manufacturer is provided a detailed description of the proposed modification/addition, is asked to approve the modification/addition, agrees to review the technical merits of the proposal, but fails to complete the review of the proposal within one hundred twenty days of the date it was provided the detailed description of the proposed modification/addition, and the requirements of subsection (58)(b)(i) and (ii) of this section are met.

(d) Multiple manufacturers of equipment designed for use on marine worksites. The equipment is designed for marine worksites, contains major structural components from more than one manufacturer, and the requirements of subsection (58)(b)(i) and (ii) of this section are met.

(59) No modifications or additions which affect the capacity or safe operation of the crane can be made by the employer without the manufacturers' written approval. If components of more than one crane manufacturer are being combined, the employer must obtain written approval from all manufacturers prior to use. If the manufacturer(s) is/are not available a registered professional structural engineer's (RPSE) written approval must be obtained. If such modifications or changes are made, the capacity, operation, and maintenance instruction plates, tags, or decals, must be changed accordingly. In no case must the original safety factor of the crane be reduced.

**Note:** The provisions in subsections (58) and (59) of this section do not apply to modifications made or approved by the U.S. military.

(60) All applicable controls must be tested by the operator at the start of a new shift, if possible. If any controls fail to operate properly, they must be adjusted or repaired before operations are initiated.



(61) Except for proof load testing required under WAC 296-155-53202 through 296-155-53212, no crane/derrick is permitted to be loaded beyond the specifications of the load rating chart, unless authorized by the crane manufacturer. The operator must not be required to operate the crane/derrick in a manner that would violate this requirement.

(62) Load weight. The operator must verify that the load is within the rated capacity of the crane/derrick by at least one of the following methods:

(a) The weight of the load must be determined from a reliable source recognized by the industry (such as the load's manufacturer), or by a reliable calculation method recognized by the industry (such as calculating a steel beam from measured dimensions and a known per foot weight), or by other equally reliable means. In addition, when requested by the operator, this information must be provided to the operator prior to the lift; or

(b) The operator must begin hoisting the load to determine, using a load weighing device, load moment indicator, rated capacity indicator, or rated capacity limiter. If the load exceeds seventy-five percent of the maximum rated capacity at the longest radius that will be used during the lift operation, the operator must not proceed with the lift until it is verified that the weight of the load is in accordance with (a) of this subsection.

(63) Tag lines or restraint lines must be used when rotation or swinging of the load is hazardous or if the load needs guidance. Tag lines are not required when all of the following criteria are met:

- The suspended load can be expected to remain still when in a static (nonmoving) condition or does not swing or rotate in a hazardous manner;
- The movement of the crane or boom cannot be expected to cause the load to swing or rotate in an uncontrolled manner that may create a hazard;
- The operator is in control of the movement of the load and a hazardous condition is not created.

(64) All brakes must be adjusted in accordance with manufacturer procedures to prevent unintended movement.

(65) Safety devices and/or operational aids must not be used as a substitute for the exercise of professional judgment by the operator.

~~((65))~~ (66) Storm warning. When a local storm warning has been issued, the competent person must determine whether it is necessary to implement manufacturer recommendations for securing the crane/derrick.

~~((66))~~ (67) Whenever there is a concern as to safety, the operator has the authority to stop and refuse to handle loads until a qualified person has determined that safety has been assured.

~~((67))~~ (68) Tag-out.

(a) Tagging out of service. Where the employer has taken the crane/derrick out of service, a tag must be placed in the cab or at the operator station stating that the equipment is out of service and is not to be used. Where the employer has taken a function(s) out of service, a tag must be placed in a conspicuous position stating that the function is out of service and is not to be used.

(b) Response to do not operate/tag-out signs.

(i) If there is a warning (tag-out or maintenance/do not operate) sign on the crane/derrick or starting control, the operator must not activate the switch or start the crane/derrick until the sign has been removed by a person authorized to remove it, or until the operator has verified that:

(A) No one is servicing, working on or otherwise in a dangerous position around the machine.

(B) The crane/derrick has been repaired and is working properly.

(ii) If there is a warning (tag-out or maintenance/do not operate) sign on any other switch or control, the operator must not activate that switch or control until the sign has been removed by a person authorized to remove it, or until the operator has verified that the requirements in (b)(i)(A) and (B) of this subsection have been met.

**Note:** For additional lockout/tagout procedures for electrical circuits, see WAC 296-155-429.

~~((68))~~ (69) If crane/derrick adjustments or repairs are necessary:

(a) The operator must, in writing, promptly inform the person designated by the employer to receive such information and, where there are successive shifts, to the next operator; and

(b) The employer must notify all affected employees, at the beginning of each shift, of the necessary adjustments or repairs and all alternative measures.

~~((69))~~ (70) All cranes and derricks mounted on barges or other floating structures must meet the requirements as outlined in ASME B30.8-2004 for construction, installation, inspection, maintenance and operation.

~~((70))~~ (71) Swinging locomotive cranes. A locomotive crane must not be swung into a position where railway cars on an adjacent track could strike it, until it is determined that cars are not being moved on the adjacent track and that proper flag protection has been established.

~~((71))~~ (72) Remote control cranes/derricks. Before an operator leaves the crane/derrick to operate remotely, the operator must ensure that the crane/derrick will be used in accordance with the manufacturer's recommendations. Provisions must be made to prevent simultaneous activation of controls when more than one control station (remote control) is provided.

~~((72))~~ (73) Remote-operated cranes/derricks must function so that if the control signal for any crane/derrick motion becomes ineffective, the crane/derrick motion must stop.

~~((73))~~ (74) Remote-operated cranes/derricks must be equipped with an "emergency stop" system, located at the operator's remote station to provide the means to remove power from the crane in the event of a malfunction.

~~((74))~~ (75) A preventative maintenance program must be established based on the recommendation of the crane/derrick manufacturer. If manufacturer's recommendations are not available, then those of a qualified person must be followed. Dated records must be kept available.

~~((75))~~ (76) Working with a diver. The employer must meet the following additional requirements when working with a diver in the water:

(a) If a crane/derrick is used to get a diver into and out of the water, it must not be used for any other purpose until the diver is removed from the water. When used for more than one diver, it must not be used for any other purpose until all divers are all out of the water.

(b) The operator must remain at the controls of the crane/derrick at all times.

(c) In addition to the requirements in WAC 296-155-53406, Signals, either:

(i) A clear line of sight must be maintained between the operator and dive tender; or

(ii) The signals between the operator and dive tender must be transmitted electronically.

**AMENDATORY SECTION** (Amending WSR 12-01-086, filed 12/20/11, effective 2/1/12)

**WAC 296-155-53402 Assembly/disassembly.** (1) When assembling and disassembling crane/derrick (or attachments), the employer must comply with all applicable manufacturer prohibitions and must comply with either:

(a) Manufacturer procedures applicable to assembly and disassembly; or

(b) Employer procedures for assembly and disassembly. Employer procedures may be used only where the employer can demonstrate that the procedures used meet the requirements in subsection (17) of this section.

**Note:** The employer must follow manufacturer procedures when an employer uses synthetic slings during assembly or disassembly of cranes/derricks, see subsection (19) of this section.

(2) Supervision - Competent/qualified person.

(a) Assembly/disassembly must be directed by a person who meets the criteria for both a competent person and a qualified person, or by a competent person who is assisted by one or more qualified persons (assembly/disassembly director).

(b) Where the assembly/disassembly is being performed by only one person, that person must meet the criteria for both a competent person and a qualified person. For purposes of this part, that person is considered the assembly/disassembly director.

(3) Knowledge of procedures. The assembly/disassembly director must understand the applicable assembly/disassembly procedures.

(4) Review of procedures. The assembly/disassembly director must review the applicable assembly/disassembly procedures immediately prior to the commencement of assembly/disassembly unless the assembly/disassembly director has applied them to the same type and configuration of crane/derrick (including accessories, if any).

(5) Preassembly inspection.

(a) Prior to assembling crane/derrick components or attachments the assembly/disassembly director must inspect these components and attachments to ensure that they meet the manufacturer's recommendations. This inspection must include a visual inspection to ensure that the components and attachments are of sound physical condition and functional within the manufacturer's recommendations.

(b) Documentation of this inspection must remain at the job site while the crane/derrick is in use.

(6) Crew instructions.

(a) Before commencing assembly/disassembly operations, the assembly/disassembly director must ensure that the crew members understand the following:

(i) Their tasks;

(ii) The hazards associated with their tasks;

(iii) The hazardous positions/locations that they need to avoid.

(b) During assembly/disassembly operations, before a crew member takes on a different task, or when adding new personnel during the operations, the requirements in (a)(i) through (iii) of this subsection must be met.

(7) Protecting assembly/disassembly crew members out of operator view.

(a) Before a crew member goes to a location that is out of view of the operator and is either: In, on, under, or near the crane/derrick (or load) where the crew member could be injured by movement of the crane/derrick (or load), the crew member must inform the operator that they are going to that location.

(b) Where the operator knows that a crew member went to a location covered by (a) of this subsection, the operator must not move any part of the crane/derrick (or load) until the operator is informed in accordance with a prearranged system of communication that the crew member is in a safe position.

(8) Working under the boom, jib or other components.

(a) When pins (or similar devices) are being removed, employees must not be under the boom, jib, or other components, except where the requirements in (b) of this subsection are met.

(b) Exception. Where the employer demonstrates that site constraints require one or more employees to be under the boom, jib, or other components when pins (or similar devices) are being removed, the assembly/disassembly director must implement procedures that minimize the risk of unintended dangerous movement and minimize the duration and extent of exposure under the boom. (See WAC 296-155-56430, Assembly/disassembly—Working under the boom, jib or other components—Sample procedures for minimizing the risk of unintended dangerous boom movement.)

(9) Capacity limits. During all phases of assembly/disassembly, rated capacity limits for loads imposed on the crane/derrick, components (including rigging), lifting lugs and crane/derrick accessories must not be exceeded.

(10) Addressing specific hazards. The assembly/disassembly director supervising the assembly/disassembly operation must address the hazards associated with the operation, which include:

(a) Site and ground bearing conditions. Site and ground conditions must be adequate for safe assembly/disassembly operations and to support the crane/derrick during assembly/disassembly (see WAC 296-155-53400 (34) through (38) for ground condition requirements).

(b) Blocking material. The size, amount, condition and method of stacking blocking must be sufficient to sustain the loads and maintain stability.

(c) Proper location of blocking. When used to support lattice booms or components, blocking must be appropriately placed to:

(i) Protect the structural integrity of the crane/derrick; and

(ii) Prevent dangerous movement and collapse.

(d) Verifying assist crane loads. When using an assist crane, the loads that will be imposed on the assist crane at each phase of assembly/disassembly must be verified in accordance with WAC 296-155-53400(61) before assembly/disassembly begins.

(e) Boom and jib pick points. The point(s) of attachment of rigging to a boom (or boom sections or jib or jib sections) must be suitable for preventing structural damage and facilitating safe handling of these components.

(f) Center of gravity.

(i) The center of gravity of the load must be identified if it is necessary for the method used for maintaining stability.

(ii) Where there is insufficient information to accurately identify the center of gravity, measures designed to prevent unintended dangerous movement resulting from an inaccurate identification of the center of gravity must be used. (See WAC 296-155-56430, Assembly/disassembly—Working under the boom, jib or other components—Sample proce-

dures for minimizing the risk of unintended dangerous boom movement.)


(g) Stability upon pin removal. The boom sections, boom suspension systems (such as gantry A-frames and jib struts), and components must be rigged or supported to maintain stability upon the removal of the pins.

(h) Snagging. Suspension ropes and pendants must not be allowed to catch on the boom or jib connection pins or cotter pins (including keepers and locking pins).

(i) Struck by counterweights. The potential for unexpected movement from inadequately supported counterweights and from hoisting counterweights.

(j) Boom hoist brake failure. Each time reliance is to be placed on the boom hoist brake to prevent boom movement during assembly/disassembly, the brake must be tested prior to such reliance to determine if it is sufficient to prevent boom movement. If it is not sufficient, a boom hoist pawl, other locking device/back-up braking device, or another method of preventing dangerous movement of the boom (such as blocking or using an assist crane) from a boom hoist brake failure must be used.

(k) Loss of backward stability. Backward stability before swinging the upperworks, travel, and when attaching or removing crane/derrick components.



**Figure 2. Lack of backward stability results in superstructure toppling.**

(l) Wind speed and weather. The effect of wind speed and weather on the crane/derrick.

(11) Cantilevered boom sections. Manufacturer limitations on the maximum amount of boom supported only by

cantilevering must not be exceeded. Where these are unavailable, a registered professional engineer familiar with the type of crane/derrick involved must determine this limitation in writing, which must not be exceeded.

(12) Weight of components. The weight of each of the components must be readily available.

(13) Components and configuration.

(a) The selection of components and configuration of the crane/derrick that affect the capacity or safe operation of this equipment must be in accordance with:

(i) Manufacturer's instructions, prohibitions, limitations, and specifications. Where these are unavailable, a registered professional engineer familiar with the type of crane/derrick involved must approve, in writing, the selection and configuration of components; or

(ii) Approved modifications that meet the requirements of WAC 296-155-53400 (58) and (59) (crane/derrick modifications).

(b) Post-assembly inspection. Upon completion of assembly, the crane/derrick must be inspected by the assembly/disassembly director to ensure compliance with (a) of this subsection and as follows:

(i) Upon completion of assembly, the crane/derrick must be inspected by a qualified person to assure that it is configured in accordance with manufacturer's criteria. For tower cranes, this inspection must be done by an accredited crane certifier.

(ii) Where manufacturer's criteria is unavailable, a qualified person must determine if a registered professional engi-

neer (RPE) familiar with the type of crane/derrick involved is needed to develop criteria for the configuration. If an RPE is not needed, the employer must ensure that the criteria are developed by the qualified person. If an RPE is needed, the employer must ensure that they are developed by an RPE.

(c) Crane/derrick must not be used until an inspection demonstrates that it is configured in accordance with the applicable criteria.

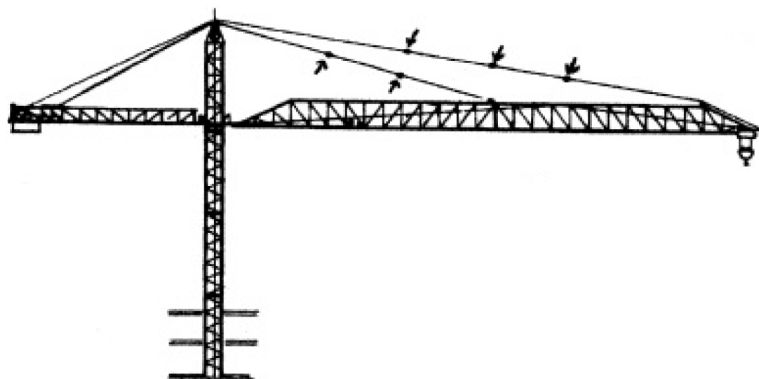
(d) Documentation of this inspection must remain at the job site while the crane/derrick is in use.

(14) Shipping pins. Reusable shipping pins, straps, links, and similar equipment must be removed. Once they are removed they must either be stowed or otherwise stored so that they do not present a falling object hazard.

(15) Pile driving. Cranes used for pile driving must not have a jib attached during pile driving operations.

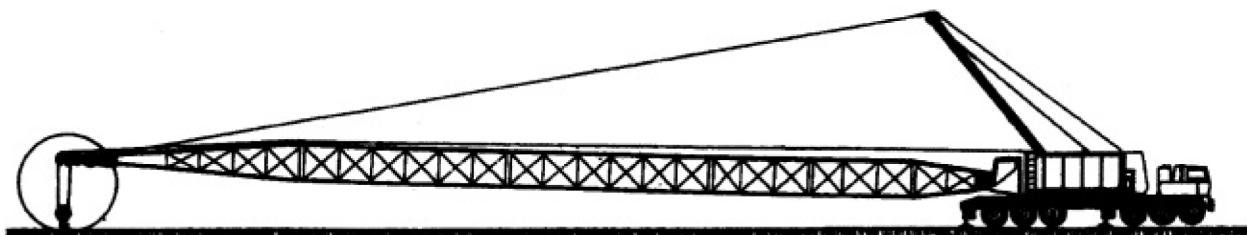
(16) The following are additional requirements for dismantling of booms and jibs, including dismantling for changing the length of booms and jibs (applies to both the use of manufacturer procedures and employer procedures):

(a) None of the pins in the pendants are to be removed (partly or completely) when the pendants are in tension. See, for example, Figure 3.

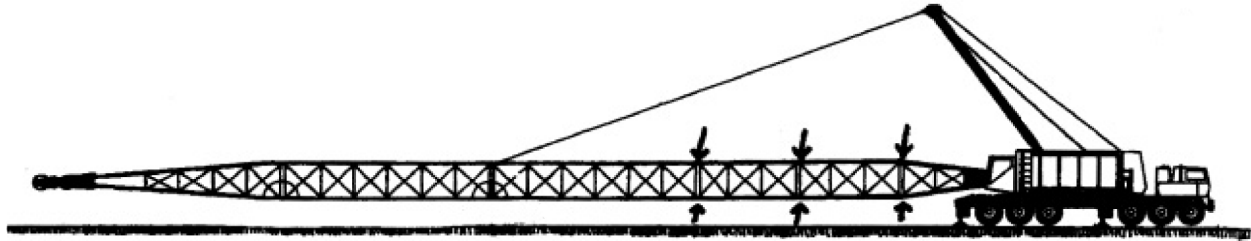


**Figure 3. Pins (indicated by arrows) are not to be removed while pendants remain in tension.**

(b) None of the pins (top and bottom) on boom sections located between the pendant attachment points and the crane/derrick body are to be removed (partly or completely) when the pendants are in tension. See, for example, Figures 4 and 5.

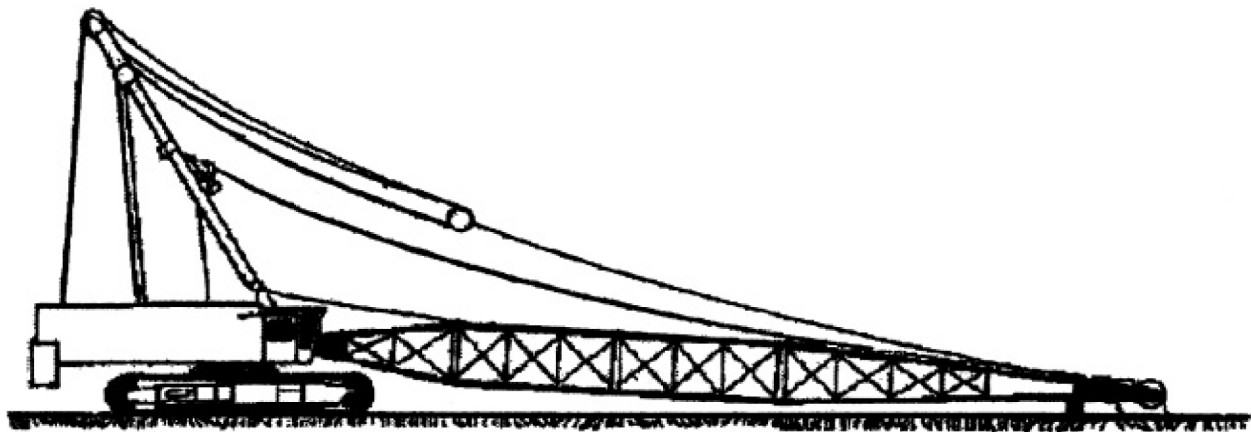


**Figure 4. Pendant is in tension while connected to uppermost boom section, and no pins are to be removed.**




**Figure 5. Pendant is in tension, and pins between pendant attachment point and crane body (indicated by arrows) are not to be removed. Note that, because the cantilevered portion of the boom is not supported, only the bottom pins ahead of the pendant may be removed. See Figure 8.**

(c) None of the pins (top and bottom) on boom sections located between the uppermost boom section and the crane/derrick body are to be removed (partly or completely) when the boom is being supported by the uppermost boom section resting on the ground (or other support). See, for example, Figure 6.



**Figure 6. Uppermost boom section is resting on ground, and no pins between uppermost boom section and crane body are to be removed.**

(d) None of the top pins on boom sections located on the cantilevered portion of the boom being removed (the portion being removed ahead of the pendant attachment points) are to be removed (partly or completely) until the cantilevered section to be removed is fully supported. See, for example, Figures 7 and 8.



**Figure 7. Cantilevered portion of boom is not supported, and top pins therefore are not to be removed. Bottom pins (circled) may be removed.**




Figure 8. Cantilevered portion of boom is supported, and top pins (circled) may therefore be removed.

(17) When using employer procedures instead of manufacturer procedures for assembling or disassembling, the employer must ensure that the procedures are designed to:

- (a) Prevent unintended dangerous movement, and to prevent collapse, of any parts of the crane/derrick.
- (b) Provide adequate support and stability of all parts of the crane/derrick during the assembly/disassembly process.
- (c) Position employees involved in the assembly/disassembly operation so that their exposure to movement or collapse is minimized.
- (d) Qualified person. Employer procedures must be developed by a qualified person.

(18) Outriggers and stabilizers. When the load to be handled and the operating radius require the use of outriggers or stabilizers, or at any time when outriggers or stabilizers are used, the following requirements must be met:

- (a) The outriggers or stabilizers must be either fully extended or, if manufacturer procedures permit, deployed as specified in the load chart.
- (b) The outriggers must be set to remove the crane weight from the wheels, except for locomotive cranes (see (f) of this subsection for use of outriggers on locomotive cranes). This provision does not apply to stabilizers.
- (c) When outrigger floats are used, they must be attached to the outriggers. When stabilizer floats are used they must be attached to the stabilizers.
- (d) Each outrigger or stabilizer must be visible to the operator or to a signal person during extension and setting.
- (e) Outrigger and stabilizer blocking must:
  - (i) Meet the requirements in subsection (9)(b) and (c) of this section.
  - (ii) Be placed only under the outrigger or stabilizer float/pad of the jack or, where the outrigger or stabilizer is designed without a jack, under the outer bearing surface of the extended outrigger or stabilizer beam.
- (f) For locomotive cranes, when using outriggers or stabilizers to handle loads, the manufacturer's procedures must be followed. When lifting loads without using outriggers or stabilizers, the manufacturer's procedures must be met regarding truck wedges or screws.

(19) Rigging. In addition to the following requirements in WAC 296-155-556, 296-155-558, 296-155-560 and 296-

155-562 and other requirements in this and other standards applicable to rigging, when rigging is used for assembly/disassembly, the employer must ensure that:

- (a) The rigging work is done by a qualified rigger. See WAC 296-155-53306.
- (b) Synthetic slings are protected from: Abrasive, sharp or acute edges, and configurations that could cause a reduction of the sling's rated capacity, such as distortion or localized compression. See WAC 296-155-55815(6), 296-155-55820(6) and 296-155-55825(6).

**Note:** Requirements for the protection of wire rope slings are contained in WAC 296-155-55805.

(c) When synthetic slings are used, the synthetic sling manufacturer's instructions, limitations, specifications and recommendations must be followed.

**AMENDATORY SECTION** (Amending WSR 12-01-086, filed 12/20/11, effective 2/1/12)

**WAC 296-155-53403 Fall protection.** (1) Application.

- (a) Subsections (2), (3)(b), (5) and (6) of this section apply to all cranes/derricks covered by this part except tower cranes.
- (b) Subsections (3)(a), (4), (7), (10) and (11) of this section apply to all cranes/derricks covered by this part.
- (c) Subsections (3)(c) and (9) of this section apply only to tower cranes.
- (2) Boom walkways.
  - (a) Cranes/derricks manufactured after the effective date of this section with lattice booms must be equipped with walkways on the boom(s) if the vertical profile of the boom (from cord centerline to cord centerline) is six or more feet.
  - (b) ~~Boom walkway criteria ((must meet manufacturer's specifications after the effective date of this section)).~~ The walkways must be at least twelve inches wide.
- (3) Steps, handholds, ladders, grabrails, guardrails and railings.
  - (a) All steps, handholds, ladders and guardrails/railings/grabrails must be maintained in good condition.
  - (b) Cranes/derricks manufactured after the effective date of this section must be equipped so as to provide safe access and egress between the ground and the operator work sta-

tion(s), including the forward and rear positions, by the provision of devices such as steps, handholds, ladders, and guardrails/railings/grabrails. These devices must meet the following criteria:

(i) Steps, handholds, ladders and guardrails/railings/grabrails must meet the criteria of SAE J185 (May 2003) or ISO 11660-2:1994(E) except where infeasible.

(ii) Walking/stepping surfaces, except for crawler treads, must have slip-resistant features/properties (such as diamond plate metal, strategically placed grip tape, expanded metal, or slip-resistant paint).

(c) Tower cranes manufactured after the effective date of this section must be equipped so as to provide safe access and egress between the ground and the cab, machinery platforms, and tower (mast), by the provision of devices such as steps, handholds, ladders, and guardrails/railings/grabrails. These devices must meet the following criteria:

(i) Steps, handholds, ladders, and guardrails/railings/grabrails must meet the criteria of ISO 11660-1:2008(E) and ISO 11660-3:2008(E) or SAE J185 (May 2003) except where infeasible.

(ii) Walking/stepping surfaces must have slip-resistant features/properties (such as diamond plate metal, strategically placed grip tape, expanded metal, or slip-resistant paint).

(4) Personal fall arrest and fall restraint systems must conform to the criteria in WAC 296-155-24510. Body harnesses must be used in personal fall arrest and fall restraint systems.

(5) For nonassembly/disassembly work, the employer must provide and ensure the use of fall protection equipment for employees who are on a walking/working surface with an unprotected side or edge more than six feet above a lower level as follows:

(a) When moving point-to-point:

(i) On nonlattice booms (whether horizontal or not horizontal).

(ii) On lattice booms that are not horizontal.

(iii) On horizontal lattice booms where the fall distance is ten feet or more.

(b) While at a work station on any part of the crane (including the boom, of any type).

**Note:** If the equipment is running and the employee is at or near the draw-works, precautions should be taken to ensure the fall protection gear will not become entangled.

(6) For assembly/disassembly work, the employer must provide and ensure the use of fall protection equipment for employees who are on a walking/working surface with an unprotected side or edge more than ten feet above a lower level.

**Note:** If the equipment is running and the employee is at or near the draw-works, precautions should be taken to ensure the fall protection gear will not become entangled.

(7) Anchorage criteria.

(a) Anchorages used for attachment of personal fall arrest equipment must be independent of any anchorage being used to support or suspend platforms and capable of supporting at least five thousand pounds (22.2 kN) per

employee attached, or must be designed, installed, and used as follows:

(i) As part of a complete personal fall arrest system which maintains a safety factor of at least two; and

(ii) Under the supervision of a qualified person.

(b) Positioning devices must be secured to an anchorage capable of supporting at least twice the potential impact load of an employee's fall or three thousand pounds (13.3 kN), whichever is greater.

(c) Anchorages for personal fall arrest and positioning device systems.

(i) Personal fall arrest systems must be anchored to any apparently substantial part of the equipment unless a competent person, from a visual inspection, without an engineering analysis, would conclude that the criteria in (a) of this subsection would not be met.

(ii) Positioning device systems must be anchored to any apparently substantial part of the crane unless a competent person, from a visual inspection, without an engineering analysis, would conclude that the criteria in (b) of this subsection would not be met.

(iii) Attachable anchor devices (portable anchor devices that are attached to the crane) must meet the anchorage criteria in (a) of this subsection for personal fall arrest systems and (b) of this subsection for positioning device systems.

(8) Anchorages for fall restraint systems. Fall restraint systems must be anchored to any part of the crane that is capable of withstanding twice the maximum load that an employee may impose on it during reasonably anticipated conditions of use.

(9) Tower cranes.

(a) For work other than erecting, climbing, and dismantling, the employer must provide and ensure the use of fall protection equipment for employees who are on a walking/working surface with an unprotected side or edge more than six feet above a lower level.

**Note:** If the equipment is running and the employee is at or near the draw-works, precautions should be taken to ensure the fall protection gear will not become entangled.

(b) For erecting, climbing, and dismantling work, the employer must provide and ensure the use of fall protection equipment for employees who are on a walking/working surface with an unprotected side or edge more than ten feet above a lower level.

(10) Anchoring to the load line. A personal fall arrest system is permitted to be anchored to the crane/derrick's hook (or other part of the load line) where all of the following requirements are met:

(a) A qualified person has determined that the set-up and rated capacity of the crane/derrick (including the hook, load line and rigging) meets or exceeds the requirements in subsection (7)(a) of this section.

(b) The crane operator must be at the worksite and informed that the crane is being used for this purpose.

(c) No load is suspended from the load line when the personal fall arrest system is anchored to the crane/derrick's hook (or other part of the load line).

(11) Training. The employer must train each employee who may be exposed to fall hazards while on, or hoisted by,

cranes/derricks covered by this section on all of the following:

- (a) The requirements in this part that address fall protection.
- (b) The applicable requirements in Parts C-1 and K of this chapter.

**AMENDATORY SECTION** (Amending WSR 12-01-086, filed 12/20/11, effective 2/1/12)

**WAC 296-155-53406 Signals.** (1) A qualified signal person that meets the requirements in WAC 296-155-53302 must be provided in each of the following situations:

(a) The point of operation, meaning the load travel or the area near or at load placement, is not in full view of the crane/derrick operator.

(b) When the crane is traveling, the view in the direction of travel is obstructed.

(c) Due to site specific safety concerns, either the crane/derrick operator or the person handling the load determines that it is necessary.

(2) Types of signals. Signals to crane/derrick operators must be by hand, voice, audible, or other means at least as effective.

(3) Hand signals.

(a) When using hand signals, the standard method as established in the applicable ASME B30 standards must be used. Where use of the standard method for hand signals is infeasible, or where an operation or use of an attachment is not covered in the standard method, nonstandard hand signals may be used in accordance with (b) of this subsection.

**Note:** See WAC 296-155-56400 for the hand signal chart.

(b) Nonstandard hand signals. When using nonstandard hand signals, the signal person, operator, and lift director must contact each other prior to the operation and agree on the nonstandard hand signals that will be used.

(4) Signals other than hand, voice or audible signals may be used where the employer demonstrates that the signals provided are at least equally effective communications as voice, audible, or standard method hand signals.

(5) Use and suitability.

(a) Prior to beginning operations, the operator, signal person, and lift director, must contact each other and agree on the voice signals that will be used. Once the voice signals are agreed upon, these employees need not meet again to discuss voice signals unless another employee is added or substituted, there is confusion about the voice signals, or a voice signal is to be changed.

(b) Each voice signal must contain the following three elements, given in the following order: Function (such as hoist, boom, etc.) and direction; distance and/or speed; function stop.

(c) The operator, signal person and lift director, must be able to effectively communicate in the language used.

(d) The signals used (hand, voice, audible, or other effective means), and means of transmitting the signals to the operator (such as direct line of sight, video, radio, etc.) must be appropriate for the site conditions.

(e) Signals must be discernible or audible at all times. The crane operator must not respond unless signals are clearly understood.

(6) During operations requiring signals, the ability to transmit signals between the operator and signal person must be maintained. If that ability is interrupted at any time, the operator must safely stop operations requiring signals until it is reestablished and a proper signal is given and understood.

(7) If the operator becomes aware of a safety problem and needs to communicate with the signal person, the operator must safely stop operations. Operations must not resume until the operator and signal person agree that the problem has been resolved.

(8) Only one person gives signals to a crane/derrick at a time, except in circumstances covered by subsection (9) of this section.

(9) Anyone who becomes aware of a safety problem must alert the operator or signal person by giving the stop (or emergency stop) signal. The operator must obey a stop (or emergency stop) signal, irrespective of who gives it.

(10) All directions given to the operator by the signal person must be given from the operator's direction perspective.

(11) Communication with multiple cranes/derricks. Where a signal person(s) is in communication with more than one crane/derrick, a system for identifying the crane/derrick for which each signal is intended must be used, as follows:

(a) For each signal, prior to giving the function/direction, the signal person must identify the crane/derrick for which the signal is intended; or

(b) An equally effective method of identifying which crane/derrick the signal is intended for must be used.

(12) Hand signal chart. Hand signal charts must be either posted on the crane/derrick or conspicuously posted in the vicinity of the hoisting operations.

(13) Radio, telephone or other electronic transmission of signals.

(a) The device(s) used to transmit signals must be tested on site before beginning operations to ensure that the signal transmission is effective, clear, and reliable.

(b) Signal transmission must be through a dedicated channel except:

(i) Multiple cranes/derricks and one or more signal persons may share a dedicated channel for the purpose of coordinating operations.

(ii) Where a crane is being operated on or adjacent to railroad tracks, and the actions of the crane operator need to be coordinated with the movement of other equipment or trains on the same or adjacent tracks.

(c) The operator's reception of signals must be made by a hands-free system.

**AMENDATORY SECTION** (Amending WSR 12-01-086, filed 12/20/11, effective 2/1/12)

**WAC 296-155-53408 Power line safety.** (1) Assembly and disassembly of crane/derrick.

(a) Before assembling or disassembling crane/derrick, the employer must determine if any part of the crane/derrick, load line or load (including rigging and lifting accessories)



could get, in the direction or area of assembly, closer than twenty feet of a power line that is up to 350 kV or closer than fifty feet of a power line that exceeds 350 kV during the assembly/disassembly process. If so, the employer must meet the requirements in Option (1), Option (2), or Option (3), as follows:

(i) Option (1) - Deenergize and ground. Confirm from the utility owner/operator that the power line has been deenergized and visibly grounded at the worksite.

(ii) Option (2) - Clearance. Ensure that no part of the crane/derrick, load line or load (including rigging and lifting accessories), gets closer than twenty feet of a power line that is up to 350 kV or closer than fifty feet of a power line that exceeds 350 kV by implementing the measures specified in (b) of this subsection.

(iii) Option (3) - Table 4 clearance.

(A) Determine the line's voltage and the minimum approach distance permitted under Table 4 of this section.

(B) Determine if any part of the crane/derrick, load line or load (including rigging and lifting accessories), could get closer than the minimum approach distance of the power line permitted under Table 4 of this section. If so, then the employer must follow the requirements in (b) of this subsection to ensure that no part of the crane/derrick, load line, or load (including rigging and lifting accessories), gets closer to the line than the minimum approach distance.

(b) Preventing encroachment/electrocution. Where encroachment precautions are required under Option (2), or Option (3), all of the following requirements must be met:

(i) Conduct a planning meeting with the assembly/disassembly director, operator, assembly/disassembly crew and the other workers who will be in the assembly/disassembly area to review the location of the power line(s) and the steps that will be implemented to prevent encroachment/electrocution.

(ii) If tag lines are used, they must be nonconductive.

(iii) At least one of the following additional measures must be in place. The measure selected from this list must be effective in preventing encroachment. The additional measures are:

(A) Use a dedicated spotter who is in continuous contact with the crane/derrick operator, plus an elevated warning line, barricade, or line of signs, in view of the spotter, equipped with flags or similar high-visibility markings. The dedicated spotter must:

(I) Be equipped with a visual aid to assist in identifying the minimum clearance distance. Examples of a visual aid include: A clearly visible line painted on the ground; a clearly visible line on stanchions; a set of clearly visible line-of-sight landmarks (such as a fence post behind the dedicated spotter and a building corner ahead of the dedicated spotter).

(II) Be positioned to effectively gauge the clearance distance.

(III) Where necessary, use equipment that enables the dedicated spotter to communicate directly with the operator, in accordance with WAC 296-155-53406(13) (radio, telephone, or other electronic transmission of signals).

(IV) Give timely information to the operator so that the required clearance distance can be maintained.

Note: To be considered a dedicated spotter, the requirements of WAC 296-155-53302 (Signal person qualifications) must be met and his/her sole responsibility is to watch the separation between the power line and the equipment, the load line and load (including rigging and lifting accessories), and ensure through communication with the operator that the applicable minimum approach distance is not breached.

(B) A proximity alarm set to give the operator sufficient warning to prevent encroachment.

(C) A device that automatically warns the operator when to stop movement, such as a range control warning device. Such a device must be set to give the operator sufficient warning to prevent encroachment.

(D) A device that automatically limits range of movement, set to prevent encroachment.

(c) Assembly/disassembly below power lines is prohibited. No part of a crane/derrick, load line or load (including rigging and lifting accessories), whether partially or fully assembled, is allowed below a power line unless the employer has confirmed that the utility owner/operator has deenergized and (at the worksite) visibly grounded the power line.

(d) Assembly/disassembly inside Table 4 clearance is prohibited. No part of a crane/derrick, load line or load (including rigging and lifting accessories), whether partially or fully assembled, is allowed closer than the minimum approach distance under Table 4 of a power line unless the employer has confirmed that the utility owner/operator has deenergized and (at the worksite) visibly grounded the power line.

(e) Voltage information. Where Option (3) is used, the utility owner/operator of power lines must provide the requested voltage information prior to commencement of work or within two working days of the employer's request.

(f) Power lines presumed energized. The employer must assume that all power lines are energized unless the utility owner/operator confirms that the power line has been and continues to be deenergized and visibly grounded at the worksite.

(g) Posting of electrocution warnings. There must be at least one electrocution hazard warning conspicuously posted in the cab so that it is in view of the operator and (except for overhead gantry and tower cranes) at least two on the outside of the crane/derrick.

(2) Operation of crane/derrick.

(a) Hazard assessments and precautions inside the work zone. Before beginning crane/derrick operations, the employer must:

(i) Identify the work zone.

(A) Define a work zone by demarcating boundaries (such as with flags, or a device such as a range limit device or range control warning device) and prohibiting the operator from operating the crane/derrick past those boundaries; or

(B) Define the work zone as the area three hundred sixty degrees around the crane/derrick, up to its maximum working radius.

(ii) Determine if any part of the crane/derrick, load line or load (including rigging and lifting accessories), if operated up to its maximum working radius in the work zone, could get closer than twenty feet of a power line that is up to 350 kV or closer than fifty feet of a power line that exceeds 350 kV.

If so, the employer must meet the requirements in Option (1), Option (2), or Option (3) as follows:

(A) Option (1) - Deenergize and ground. Confirm from the utility owner/operator that the power line has been deenergized and visibly grounded at the worksite.

(B) Option (2) - Twenty-foot clearance. Ensure that no part of the crane/derrick, load line, or load (including rigging and lifting accessories), gets closer than twenty feet to the power line by implementing the measures specified in (b) of this subsection.

(C) Option (3) - Table 4 clearance.

(I) Determine the line's voltage and the minimum approach distance permitted under Table 4 of this section.

(II) Determine if any part of the crane/derrick, load line or load (including rigging and lifting accessories), while operating up to its maximum working radius in the work zone, could get closer than the minimum approach distance of the power line permitted under Table 4 of this section. If so, then the employer must follow the requirements in (b) of this subsection to ensure that no part of the crane/derrick, load line, or load (including rigging and lifting accessories), gets closer to the line than the minimum approach distance.

(b) Preventing encroachment/electrocution. Where encroachment precautions are required under Option (2) or Option (3), all of the following requirements must be met:

(i) Conduct a planning meeting with the operator and the other workers who will be in the area of the crane/derrick or load to review the location of the power line(s), and the steps that will be implemented to prevent encroachment/electrocution.

(ii) If tag lines are used, they must be nonconductive.

(iii) Erect and maintain an elevated warning line, barricade, or line of signs, in view of the operator, equipped with flags or similar high-visibility markings, at twenty feet from a power line that is up to 350 kV or fifty feet from a power line that exceeds 350 kV (if using Option (2)) or at the minimum approach distance under Table 4 of this section (if using Option (3)). If the operator is unable to see the elevated warning line, a dedicated spotter must be used as described in (iv)(B) of this subsection in addition to implementing one of the measures described in (b)(i), (iii) through (v) of this subsection.

(iv) Implement at least one of the following measures:

(A) A proximity alarm set to give the operator sufficient warning to prevent encroachment.

(B) Use a dedicated spotter who is in continuous contact with the crane/derrick operator, plus an elevated warning line, barricade, or line of signs, in view of the spotter, equipped with flags or similar high-visibility markings. The dedicated spotter must:

(I) Be equipped with a visual aid to assist in identifying the minimum clearance distance. Examples of a visual aid include: A clearly visible line painted on the ground; a clearly visible line on stanchions; a set of clearly visible line-of-sight landmarks (such as a fence post behind the dedicated spotter and a building corner ahead of the dedicated spotter).

(II) Be positioned to effectively gauge the clearance distance.

(III) Where necessary, use equipment that enables the dedicated spotter to communicate directly with the operator.

(IV) Give timely information to the operator so that the required clearance distance can be maintained.

Note: To be considered a dedicated spotter, the requirements of WAC 296-155-53302 (Signal person qualifications) must be met and his/her sole responsibility is to watch the separation between the power line and the equipment, the load line and load (including rigging and lifting accessories), and ensure through communication with the operator that the applicable minimum approach distance is not breached.

(C) A device that automatically warns the operator when to stop movement, such as a range control warning device. Such a device must be set to give the operator sufficient warning to prevent encroachment.

(D) A device that automatically limits range of movement, set to prevent encroachment.

(E) An insulating link/device, as defined in WAC 296-155-52902, installed at a point between the end of the load line (or below) and the load.

(v) The requirements of (b)(iv) of this subsection do not apply to work covered by chapter 296-45 WAC.

(c) Voltage information. Where Option (3) is used, the utility owner/operator of power lines must provide the requested voltage information prior to commencement of work or within two working days of the employer's request.

(d) Operations below power lines.

(i) No part of the crane/derrick, load line or load (including rigging and lifting accessories) is allowed below a power line unless the employer has confirmed that the utility owner/operator has deenergized and (at the worksite) visibly grounded the power line, except where one of the exceptions in (d)(ii) of this subsection apply.

(ii) Exceptions. (d)(i) of this subsection is inapplicable where the employer demonstrates that one of the following applies:

(A) The work is covered by chapter 296-45 WAC.

(B) For cranes/derricks with nonextensible booms: The uppermost part of the crane/derrick, with the boom at true vertical, would be more than twenty feet below the plane of a power line that is up to 350 kV, fifty feet below the plane of a power line that exceeds 350 kV or more than the Table 4 minimum clearance distance below the plane of the power line.

(C) For cranes with articulating or extensible booms: The uppermost part of the crane, with the boom in the fully extended position, at true vertical, would be more than twenty feet below the plane of a power line that is up to 350 kV, fifty feet below the plane of a power line that exceeds 350 kV or more than the Table 4 minimum clearance distance below the plane of the power line.

(D) The employer demonstrates that compliance with (d)(i) of this subsection is infeasible and meets the requirements of subsection ~~((3))~~ (4) of this section.

(e) Power lines presumed energized. The employer must assume that all power lines are energized unless the utility owner/operator confirms that the power line has been and continues to be deenergized and visibly grounded at the worksite.

(f) Training.

(i) The employer must train each operator and crew member assigned to work with the crane/derrick on all the following:

(A) The procedures to be followed in the event of electrical contact with a power line. Such training must include:

(I) Information regarding the danger of electrocution from the operator simultaneously touching the crane/derrick and the ground.

(II) The importance to the operator's safety of remaining inside the cab except where there is an imminent danger of fire, explosion, or other emergency that necessitates leaving the cab.

(III) The safest means of evacuating from the crane/derrick that may be energized.

(IV) The danger of the potentially energized zone around the crane/derrick (step potential).

(V) The need for crew in the area to avoid approaching or touching the crane/derrick and the load.

(VI) Safe clearance distance from power lines.

(B) Power lines are presumed to be energized unless the utility owner/operator confirms that the power line has been and continues to be deenergized, and visibly grounded at the worksite.

(C) Power lines are presumed to be uninsulated unless the utility owner/operator or a registered engineer who is a qualified person with respect to electrical power transmission and distribution confirms that a power line is insulated.

(D) The limitations of an insulating link/device, proximity alarm, and range control (and similar) device, if used.

(E) The procedures to be followed to properly ground equipment and the limitations of grounding.

(ii) Employees working as dedicated spotters must be trained to enable them to effectively perform their task, including training on the applicable requirements of this section.

(iii) Training under this section must be administered in accordance with WAC 296-155-53409(2).

(g) Devices originally designed by the manufacturer for use as: A safety device (see WAC 296-155-53410), operational aid (see WAC 296-155-53412), or a means to prevent power line contact or electrocution, when used to comply with this section, must meet the manufacturer's procedures for use and conditions of use.

(3) Prior to working near a transmitter/communication tower where an electrical charge can be induced in the crane/derrick or materials being handled, the transmitter must be deenergized or the following precautions must be taken:

(a) The crane/derrick must be provided with an electrical ground directly to the crane/derrick frame;

(b) Ground jumper cables must be attached to materials being handled by boom equipment when electrical charge is induced while working near energized transmitters. Crews must be provided with nonconductive poles having large alligator clips or other similar protection to attach the ground cable to the load;

(c) Combustible and flammable materials must be removed from the immediate area prior to operations; and

(d) If tag lines are used, they must be nonconductive.

(4) Operation of the crane/derrick inside the Table 4 zone. Operations in which any part of the crane/derrick, load line or load (including rigging and lifting accessories) is either closer than the minimum approach distance under Table 4 of an energized power line or the power line voltage

is undetermined and the crane/derrick load line or load is within twenty feet from the power line is prohibited, except where the employer demonstrates that all of the following requirements are met:

(a) Notify the crane safety program within the department of labor and industries.

(b) The employer determines that it is infeasible to do the work without breaching the minimum approach distance under Table 4 of this section.

(c) The employer determines that, after consultation with the utility owner/operator, it is infeasible to deenergize and ground the power line or relocate the power line.

(d) Minimum clearance distance.

(i) The power line owner/operator or registered professional engineer who is a qualified person with respect to electrical power transmission and distribution determines the minimum clearance distance that must be maintained to prevent electrical contact in light of the on-site conditions. The factors that must be considered in making this determination include, but are not limited to: Conditions affecting atmospheric conductivity; time necessary to bring the crane/derrick, load line and load (including rigging and lifting accessories) to a complete stop; wind conditions; degree of sway in the power line; lighting conditions, and other conditions affecting the ability to prevent electrical contact.

(ii) Subsection (4)(d)(i) of this section does not apply to work covered by chapter 296-45 WAC; instead, for such work, the minimum clearance distances specified in chapter 296-45 WAC, Table 1 apply. Employers covered by chapter 296-45 WAC are permitted to work closer than the distances in chapter 296-45 WAC, Table 1, where both the requirements of this rule and WAC 296-45-375(10) are met.

(e) A planning meeting with the employer and utility owner/operator (or registered professional engineer who is a qualified person with respect to electrical power transmission and distribution) is held to determine the procedures that will be followed to prevent electrical contact and electrocution. At a minimum these procedures must include:

(i) If the power line is equipped with a device that automatically reenergizes the circuit in the event of a power line contact, before the work begins, the automatic reclosing feature of the circuit interrupting device must be made inoperative if the design of the device permits.

(ii) A dedicated spotter who is in continuous contact with the operator. The dedicated spotter must:

(A) Be equipped with a visual aid to assist in identifying the minimum clearance distance. Examples of a visual aid include, but are not limited to: A clearly visible line painted on the ground; a clearly visible line on stanchions; a set of clearly visible line-of-sight landmarks (such as a fence post behind the dedicated spotter and a building corner ahead of the dedicated spotter).

(B) Be positioned to effectively gauge the clearance distance.

(C) Where necessary, use equipment that enables the dedicated spotter to communicate directly with the operator.

(D) Give timely information to the operator so that the required clearance distance can be maintained.

Note: To be considered a dedicated spotter, the requirements of WAC 296-155-53302 (Signal person qualifications) must

be met and his/her sole responsibility is to watch the separation between the power line and the equipment, the load line and load (including rigging and lifting accessories), and ensure through communication with the operator that the applicable minimum approach distance is not breached.

(iii) An elevated warning line, or barricade (not attached to the crane), in view of the operator (either directly or through video equipment), equipped with flags or similar high-visibility markings, to prevent electrical contact. However, this provision does not apply to work covered by chapter 296-45 WAC.

(iv) Insulating link/device.

(A) An insulating link/device installed at a point between the end of the load line (or below) and the load.

(B) For work covered by chapter 296-45 WAC, the requirement in (e)(iv)(A) of this subsection applies only when working inside the clearance distances of Table 1 in chapter 296-45 WAC.

(C) For work covered by chapter 296-45 WAC, electrical workers, involving operations where use of an insulating link/device is infeasible, the requirements of WAC 296-45-375 (10)(c)(ii) or (iii) may be substituted for the requirement in (e)(iv)(A) of this subsection.

(v) Until one year after the effective date of this part, the following procedure may be substituted for the requirement in (e)(iv)(A) of this subsection: All employees, excluding equipment operators located on the equipment, who may come in contact with the equipment, the load line, or the load must be insulated or guarded from the equipment, the load line, and the load. Insulating gloves rated for the voltage involved are adequate insulation for the purposes of this section.

(vi) Until three years after the effective date of this part the following procedure may be substituted for the requirement in (e)(iv)(A) of this subsection:

(A) The employer must use a link/device manufactured on or before one year after the effective date of this part that meets the definition of an insulating link/device, except that it has not been approved by a nationally recognized testing laboratory, and that is maintained and used in accordance with manufacturer requirements and recommendations, and is installed at a point between the end of the load line (or below) and the load; and

(B) All employees, excluding equipment operators located on the equipment, who may come in contact with the equipment, the load line, or the load must be insulated or guarded from the equipment, the load line, and the load through an additional means other than the device described in (e)(vi)(A) of this subsection. Insulating gloves rated for the voltage involved are adequate additional means of protection for the purposes of this section.

(vii) Use nonconductive rigging if the rigging may be within the Table 4 distance during the operation.

(viii) If the crane/derrick is equipped with a device that automatically limits range of movement, it must be used and set to prevent any part of the crane/derrick, load line or load (including rigging and lifting accessories) from breaching the minimum approach distance established under (d) of this subsection.

(ix) If a tag line is used, it must be of the nonconductive type.

(x) Barricades forming a perimeter at least ten feet away from the crane/derrick to prevent unauthorized personnel from entering the work area. In areas where obstacles prevent the barricade from being at least ten feet away, the barricade must be as far from the crane/derrick as feasible.

(xi) Workers other than the operator must be prohibited from touching the load line above the insulating link/device and crane. Operators remotely operating the equipment from the ground must use either wireless controls that isolate the operator from the equipment or insulating mats that insulate the operator from the ground.

(xii) Only personnel essential to the operation are permitted to be in the area of the crane and load.

(xiii) The crane/derrick must be properly grounded.

(xiv) Insulating line hose or cover-up must be installed by the utility owner/operator except where such devices are unavailable for the line voltages involved.

(f) The procedures developed to comply with (e) of this subsection are documented and immediately available on-site.

(g) The crane/derrick user and utility owner/operator (or registered professional engineer) meet with the operator and the other workers who will be in the area of the crane/derrick or load to review the procedures that will be implemented to prevent breaching the minimum approach distance established in (d) of this subsection and prevent electrocution.

(h) The procedures developed to comply with (e) of this subsection are implemented.

(i) The utility owner/operator (or registered professional engineer) and all employers of employees involved in the work must identify one person who will direct the implementation of the procedures. The person identified in accordance with this section must direct the implementation of the procedures and must have the authority to stop work at any time to ensure safety.

(j) If a problem occurs implementing the procedures being used to comply with (e) of this subsection, or indicating that those procedures are inadequate to prevent electrocution, the employer must safely stop operations and either develop new procedures to comply with (e) of this subsection or have the utility owner/operator deenergize and visibly ground or relocate the power line before resuming work.

(k) Devices originally designed by the manufacturer for use as: Safety devices (see WAC 296-155-53410), operational aids (see WAC 296-155-53412), or a means to prevent power line contact or electrocution, when used to comply with this section, must meet the manufacturer's procedures for use and conditions of use.

(l) The employer must train each operator and crew member assigned to work with the equipment in accordance with subsection (2)(f) of this section.

(5) Cranes while traveling.

(a) This section establishes procedures and criteria that must be met for cranes traveling under a power line on the construction site with no load. Equipment traveling on a construction site with a load is governed by subsections (2), (4), (6), and (7) of this section, whichever is appropriate, and WAC 296-155-53400(35).

(b) The employer must ensure that:

(i) The boom/mast and boom/mast support system are lowered sufficiently to meet the requirements of this section.

(ii) The clearances specified in Table 5 of this section are maintained.

(iii) The effects of speed and terrain on crane movement (including movement of the boom/mast) are considered so that those effects do not cause the minimum clearance distances specified in Table 5 of this section to be breached.

(iv) Dedicated spotter. If any part of the crane while traveling will get closer than twenty feet of the power line, the employer must ensure that a dedicated spotter who is in continuous contact with the driver/operator is used. The dedicated spotter must:

(A) Be positioned to effectively gauge the clearance distance.

(B) Where necessary, use equipment that enables the dedicated spotter to communicate directly with the operator.

(C) Give timely information to the operator so that the required clearance distance can be maintained.

Note: To be considered a dedicated spotter, the requirements of WAC 296-155-53302 (Signal person qualifications) must be met and his/her sole responsibility is to watch the separation between the power line and the equipment, the load line and load (including rigging and lifting accessories), and ensure through communication with the operator that the applicable minimum approach distance is not breached.

(v) Additional precautions for traveling in poor visibility. When traveling at night, or in conditions of poor visibility, in addition to the measures specified in (b)(i) through (iv) of this subsection, the employer must ensure that:

(A) The power lines are illuminated or another means of identifying the location of the lines must be used.

(B) A safe path of travel is identified and used.

(6) The requirements of subsections (1) and (2) of this section apply to power lines over 350 kV, and below 1000 kV except that wherever the distance "twenty feet" is specified, the distance "fifty feet" must be substituted.

(7) For power lines over 1000 kV, the minimum clearance distance must be established by the utility owner/operator or a registered professional engineer who is a qualified person with respect to power transmission and distribution.

**Table 4—Minimum Clearance Distances**

Voltage (nominal, kV)	Minimum clearance distance (feet)
up to 50	10
over 50 to 200	15
over 200 to 345	20
over 345 to 500	25
over 500 to 750	35
over 750 to 1,000	45
over 1,000	(as established by the utility owner/operator or registered professional engineer who is a qualified person with respect to electrical power transmission and distribution).

**Note:** The value that follows "to" is up to and includes that value.

**Table 5—Minimum Clearance Distances While Traveling With No Load and Boom/Mast Lowered**

Voltage (nominal, kV)	While traveling—Minimum clearance distance (feet)
up to 0.75	4 (while traveling/boom lowered)
over 0.75 to 50	6 (while traveling/boom lowered)
over 50 to 345	10 (while traveling/boom lowered)
over 345 to 750	16 (while traveling/boom lowered)
over 750 to 1,000	20 (while traveling/boom lowered)
over 1,000	(as established by the utility owner/operator or registered professional engineer who is a qualified person with respect to electrical power transmission and distribution).

**AMENDATORY SECTION** (Amending WSR 12-01-086, filed 12/20/11, effective 2/1/12)

**WAC 296-155-53409 Training.** (1) The employer must provide training as follows:

(a) Overhead power lines. The employer must ensure that each employee is trained in accordance with WAC 296-155-53408 (2)(g) and 296-155-53408 (4)(k) in the topics listed in WAC 296-155-53408 (2)(f).

(b) Qualified signal persons. The employer must ensure that each employee is trained who will be assigned to work as a signal person in accordance with the requirements of WAC 296-155-53302(3).

(c) Qualified rigger. The employer must ensure that each employee is trained who will be assigned to work as a rigger in accordance with the requirements of WAC 296-155-53306(3).

(d) Operators.

(i) Trainee/apprentice operator. The employer must ensure that each trainee/apprentice operator is trained in the areas addressed in WAC 296-155-53300 and 296-155-56420.

(ii) Operator. Operators who have met the requirements in WAC 296-155-53300 and 296-155-56420 will be considered trained.

(iii) For operators using equipment that are exempt in WAC 296-155-52900(3), the employer must ensure that each operator is trained on the safe operation of the equipment the operator will be using.

(e) The employer must train each operator of the equipment covered by this part in the following practices:

(i) On friction equipment, whenever moving a boom off a support, first raise the boom a short distance (sufficient to take the load of the boom) to determine if the boom hoist brake needs to be adjusted. On other types of equipment with a boom, the same practice is applicable, except that typically there is no means of adjusting the brake; if the brake does not hold, a repair is necessary. See WAC 296-155-53400 (68) and (69).

(ii) Where available, the manufacturer's emergency procedures for halting unintended equipment movement.

(f) Competent persons and qualified persons. The employer must ensure that each competent person and each qualified person is trained regarding the requirements of this part applicable to their respective roles.

~~((f))~~ (g) Crush/pinch points. The employer must ensure that each employee is trained who works with the equipment to keep clear of holes, and crush/pinch points and the hazards addressed in WAC 296-155-53400(42) (work area control).

~~((g))~~ (h) Tag-out. The employer must ensure that each operator and each additional employee authorized to start/energize equipment or operate equipment controls (such as maintenance and repair employees) is trained, in the tag-out and start-up procedures in WAC 296-155-53400 (16) and (67).

(2) Training administration.

(a) The employer must evaluate each employee required to be trained under this part to confirm that the employee understands the information provided in the training.

(b) The employer must ensure that refresher training is provided in relevant topics for each employee when, based on the conduct of the employee or an evaluation of the employee's knowledge, there is an indication that retraining is necessary.

(c) Whenever the employer is required to provide training under this part, the employer must provide the training at no cost to the employee.

AMENDATORY SECTION (Amending WSR 12-01-086, filed 12/20/11, effective 2/1/12)

**WAC 296-155-55110 Proof load test platforms and rigging.** (1) The platform and rigging must be proof load tested at each new location before lifting personnel. This may be done at the same time as the trial lift.

(a) Test as follows:

(i) Test to one hundred twenty-five percent of the platform's rated capacity.

(ii) The platform must be ~~((hoisted, then))~~ lowered by controlled load lowering, braked, and held in a suspended position for a minimum of five minutes with the test load evenly distributed on the platform.

(b) Do the following after proof load testing:

(i) A qualified person must inspect the platform and rigging to determine if the test has passed.

(ii) Any deficiencies that pose a safety hazard must be corrected prior to lifting personnel.

(iii) Another test must be performed after any deficiencies are corrected.

(c) Keep the most recent proof load testing records available at the job site.

(d) Personnel hoisting must not be conducted until a qualified person determines that the platform and rigging has successfully passed the proof load test.

(2) The platform and rigging must be proof load tested after any structural repair or modification, before lifting personnel.

(a) Test suspended platforms in the following order:

(i) Test to one hundred fifty percent of the platform's rated capacity;

(ii) The loaded platform must be raised, then lower it at a speed of at least one hundred ft/min;

(iii) Bring the platform to a stop by using the crane/derrick brakes;

(iv) The platform must hang for at least five minutes;

(v) A qualified person must inspect the platform and rigging;

(vi) Any deficiencies must be corrected;

(vii) Another test must be performed after any deficiencies are corrected.

(b) Test attached platforms in the following order:

(i) Test to one hundred twenty-five percent of the platform's rated capacity;

(ii) Hold the platform suspended for five minutes with the test load evenly distributed on the platform;

(iii) A qualified person must inspect the platform and rigging;

(iv) Any deficiencies must be corrected;

(v) Another test must be performed after any deficiencies are corrected.

(c) The most recent proof load testing records must be kept and available at the job site.

AMENDATORY SECTION (Amending WSR 12-01-086, filed 12/20/11, effective 2/1/12)

**WAC 296-155-55115 Trial lift.** (1) A trial lift must be performed with the personnel platform, on each shift before lifting personnel, to check the following:

(a) Crane/derrick setup and configuration is correct;

(b) Load capacities are adequate;

(c) No hazardous interferences exist;

(d) The operator's operational competence.

(2) A trial lift with the unoccupied personnel platform loaded at least to the anticipated lift-weight must be made from ground level, or any other location where employees will enter the platform, to each location at which the platform is to be hoisted and positioned. Where there is more than one location to be reached from a single set-up position, either individual trial lifts for each location, or a single trial lift, in which the platform is moved sequentially to each location, must be performed; the method selected must be the same as the method that will be used to hoist the personnel.

(3) The trial lift must be repeated before lifting personnel whenever:

(a) The crane or derrick is moved and set up in a different location or returned to a previously used location;

(b) The crane or derrick is reconfigured;

(c) The operator is changed;

(d) The lift route has changed, unless the competent person determines that the new route presents no new factors affecting safety.

(4) A competent person must determine that:

(a) Safety devices and operational aids required by this section are activated and functioning properly. Other safety devices and operational aids must meet the requirements of WAC 296-155-53410 and 296-155-53412.

(b) Nothing interferes with the crane/derrick or the personnel platform in the course of the trial lift.

(c) The lift will not exceed fifty percent of the crane/derrick's rated capacity at any time during the lift.

(d) The load radius to be used during the lift has been accurately determined.

(5) Immediately after the trial lift, a competent person must:

(a) Conduct a visual inspection of the crane/derrick, base support or ground, and personnel platform, to determine whether the trial lift has exposed any defect or problem or produced any adverse effect.

(b) Confirm that, upon the completion of the trial lift process, the test weight has been removed.

(6) Immediately prior to each lift:

(a) The platform must be hoisted a few inches with the personnel and materials/tools on board and inspected by a competent person to ensure that it is secure and properly balanced.

(b) The following conditions must be determined by a competent person to exist before the lift of personnel proceeds:

(i) Hoist ropes must be free of deficiencies in accordance with WAC 296-155-53404.

(ii) Multiple part lines must not be twisted around each other.

(iii) The primary attachment must be centered over the platform.

(iv) If the load rope is slack, the hoisting system must be inspected to ensure that all ropes are properly seated on drums and in sheaves.

(7) Any condition found during the trial lift and subsequent inspection(s) that fails to meet a requirement of this standard or otherwise creates a safety hazard must be corrected before hoisting personnel.

AMENDATORY SECTION (Amending WSR 12-01-086, filed 12/20/11, effective 2/1/12)

**WAC 296-155-55210 Crane or derrick operation requirements for personnel lifting.** (1) Before lifting personnel the following must be met:

(a) Operate crane/derrick with outriggers or stabilizers extended, blocked, and locked in accordance with the manufacturers' specifications;

(b) For crane/derrick that uses wire rope to hoist a personnel platform, verify that the crane/derrick has an anti two-block device or upper travel limit switch, installed and operational;

(c) Position the personnel platform so that it may be tied off to the structure to which the occupants are entering or leaving, if the platform cannot be landed during the entrance or exit of the occupants. If the platform has been tied off, the operator must not move the platform until it is verified that it is freely suspended;

(d) Not knowingly allow the platform load to exceed the platform rating, except during proof testing;

(e) Not travel the crane/derrick with personnel in the personnel platform except when they run on fixed rails or runways;

(f) Perform all movements of the platform or crane/derrick in a slow, controlled, cautious manner to minimize sudden movement of the platform;

(g) Engage the power-controlled lowering mechanism at all times the platform is occupied (no freefall);

(h) In the case of suspended or boom-mounted platforms, without controls, the operator must remain at the crane/derrick controls at all times when the platform is occupied;

(i) Reserved;

(j) Platforms with controls. Where the platform is equipped with controls, all of the following must be met at all times while the platform is occupied:

(i) The occupant using the controls in the platform must be a qualified person with respect to their use, including the safe limitations of the crane/derrick and hazards associated with its operation. See WAC 296-155-53300, Operator qualifications and certification.

(ii) The crane/derrick operator must be at a set of crane controls that include boom and swing functions of the crane, ((~~or~~)) and must be on-site and in view of the crane/derrick and platform.

(iii) The platform operating manual must be in the platform or on the crane/derrick.

**Note:** If lowering, retracting, and rotating primary power source becomes inoperative, the crane/derrick operator is allowed to leave the controls.

(k) Set all brakes and locks on the crane/derrick after positioning of the personnel platform and before personnel perform any work;

(l) Move the platform under controlled conditions and under the direction of a qualified signal person or platform occupant(s);

(m) Not move platforms over, under, or in the vicinity of power lines unless the requirements of WAC 296-155-55305 are met;

(n) Not lift any other loads, on any other load lines, while conducting a personnel lift. When the crane/derrick has a boom-attached platform without controls, it must not be used for other lifting service;

(o) Factory-produced boom-mounted personnel platforms that incorporate a winch as original equipment: Loads are permitted to be hoisted by such a winch while employees occupy the personnel platform only where the load on the winch line does not exceed five hundred pounds and does not exceed the rated capacity of the winch and platform, and does not exceed fifty percent of the crane's rated capacity at the radius and configuration used;

(p) Not disable, or allow to be disabled, any crane/derrick safety device during a personnel lift;

(q) Hoist the platform at a speed suitable for the safety of the operation but in no case in excess of ninety feet/minute (30 m/minute) or 1.5 feet/second (0.5 m/second).

(2) The operator must not move the platform without a discernible or audible signal from a signal person.

AMENDATORY SECTION (Amending WSR 12-01-086, filed 12/20/11, effective 2/1/12)

**WAC 296-155-55300 Personnel lifting requirements.**

(1) Conditions must provide clear visibility. When conditions such as darkness, fog, or snow prevent clear visibility, a personnel lift must not be performed.

(2) Personnel platforms cannot be used in winds (sustained or gusts) in excess of twenty mph (32.2 km/hr) or in electric storms, snow, ice, sleet, or other adverse weather conditions which could affect the safety of personnel.

(3) Other weather and environmental conditions. A qualified person must determine if, in light of indications of dangerous weather conditions, or other impending or existing danger, it is not safe to lift personnel. If it is not, the lifting operation must not begin (or, if already in progress, must be terminated).

(4) Personnel platforms must only be used for personnel, their tools, and sufficient material to do their work. They must not be used for solely transporting bulk materials.

(5) The number of employees occupying the personnel platform must not exceed the maximum number the platform was designed to hold or the number required to perform the work, whichever is less.

(6) A qualified person must evaluate the safety concerns of the operational environment and verify the platform and crane/derrick are suitable for use. Additionally, special work circumstances may require further precautions. Precautions such as, but not limited to, the following must be taken:

(a) When welding is to be accomplished from the personnel platform, suitable electrode holders must be provided to protect them from contact with any conducting components of the platform.

(b) Operators of cranes/derricks, installed on floating vessels, must be instructed not to lift personnel when the list or trim of the vessel exceeds five degrees. If a mobile crane/derrick is placed on floating vessels, operators must not lift personnel when the list or trim of the vessel exceeds one degree.

(c) Personnel fall protection devices with quick release features must be provided and required to be worn. The fall protection device must be appropriately attached while personnel are lifted over land and detached while personnel are lifted over water. See Part C-1 of this chapter for requirements for fall arrest system, including the attachment point (anchorage) used to comply with this subsection. When personnel lifts are conducted over water, U.S. Coast Guard approved (Type I, II, III, or V) personnel flotation devices must be provided and required to be worn.

(d) A boat/skiff with appropriate rescue personnel must be readily available at all times during a personnel lift over water.

(e) Appropriate personnel protective equipment must be provided and required to be used around toxic, flammable, or hazardous substances or fumes.

(f) Any concentrated loading of the platform must be reviewed to preclude the overstressing of any component or impairing the platform stability.

(g) Where the rotation of the platform, while hoisted, can create a hazard, appropriate restraining methods must be provided and required to be used.

(7) In order to safely perform the personnel lift, make sure the following are met:

(a) The personnel platform is **not** loaded with more than its rated load capacity;

(b) Materials and tools being lifted by a platform are:

(i) Secured to prevent movement;

(ii) Evenly distributed on the platform.

(c) The personnel platform is hoisted slowly, with no sudden movements;

(d) Tag lines are used to control the motion of suspended platforms, unless using them creates a hazard;

(e) The platform is secured to the structure where the work will be performed before employees exit or enter the platform, unless securing to the structure is unsafe;

(f) No other load lines on the crane or derrick are used to lift anything while personnel are on a platform;

(g) Brakes and locking devices are engaged when the personnel platform is occupied and in a stationary working position;

(h) The lowering motion of the hoist line and/or the boom is power-controlled only. Free fall is **not** allowed;

(8) The platform operation instructions in this rule are intended as minimum criteria. The platform manufacturer's information must be consulted for specific instruction on the platform's operation.

(9) Traveling.

(a) Rubber tired cranes are not allowed to travel while lifting personnel. Hoisting of employees while the crane is traveling is only allowed when:

(i) The crane travels on fixed rails; or

(ii) The crane has crawlers and is on a runway, and the employer demonstrates that there is no less hazardous way to perform the work.

(b) Where employees are hoisted while the crane is traveling, the following criteria must be met:

(i) Crane travel must be restricted to a fixed track or runway.

(ii) Where a runway is used, it must be a firm, level surface designed, prepared and designated as a path of travel for the weight and configuration of the crane/derrick being used to lift and travel with the personnel platform. An existing surface may be used as long as it meets these criteria.

(iii) Travel must be limited to boom length.

(iv) The boom must be parallel to the direction of travel, except where it is safer to do otherwise.

(v) A complete trial run must be performed to test the route of travel before employees are allowed to occupy the platform. This trial run can be performed at the same time as the trial lift required by WAC 296-155-55115 which tests the lift route.

(10) Derricks are prohibited from traveling while personnel are hoisted.

(11) Platform occupants must remain in continuous sight or in communication with the operator and in sight and communication of a signal person.

(12) Platform occupants must use personnel protective equipment, such as hard hats, safety glasses, hearing protection, and gloves, in conditions where a hazard of injury exists.



(13) Platform occupants must wear personnel fall protection devices with lanyards attached to a specific anchorage point(s), unless special work circumstance requirements dictate otherwise, such as working over water.

(14) Platform occupants must keep all parts of the body inside the platform during raising, lowering, and horizontal movement. This provision does not apply to an occupant of the platform when necessary to position the platform or while performing the duties of a signal person.

(15) Platform occupants must not stand, sit on, or work from the top rail, intermediate rail, toe board, or use any other device to enhance their vertical height working capability.

(16) Platform occupants must not pull the platform out of plumb in relation to the crane/derrick.

(17) Platform occupants must not enter or exit a suspended platform while it is raised unless the platform has an installed gate and is physically secured to the structure to which the occupants are entering or exiting unless the employer can demonstrate that securing to the structure would create a greater hazard.

(18) Platform occupants must not operate a platform with motion controls without the platform operation manual available in the platform.

(19) If the platform is tied to the structure, the operator must not move the platform until the operator receives confirmation that it is freely suspended.

(20) The platform must be inspected prior to each lift to verify all attachments and the platform are safe to use.

(21) Verify the platform is evenly loaded, material secured, and the total platform weight does not exceed the platform rating or the reduced crane/derrick lift capacity.

(22) Communication requirements.

(a) Hand signals to the operator must be in accordance with the applicable crane/derrick portion of this part.

(b) Signals must be discernable or audible to the operator.

(c) Hand signals must be posted conspicuously at the following locations:

(i) On the crane/derrick as required by this part.

(ii) Inside the personnel platform.

(iii) At any platform motion control locations.

(d) Some operations may require additions to or modifications of standard signals.

(i) Any special signals must be agreed upon and understood by the signal persons and crane/derrick operator.

(ii) Special signs must not conflict with the crane/derrick standard signals.

(e) No response must be made unless signals are clearly understood.

(f) If communications between operator and platform occupants are disrupted, all operations must be stopped until communication is reestablished.

(g) Communication systems to be used during the lift must be verified as functioning and effective prior to commencing the lift.

**Note:** If radios or other electronic means of communication are used, they should operate on a secure channel.

AMENDATORY SECTION (Amending WSR 12-01-086, filed 12/20/11, effective 2/1/12)

**WAC 296-155-55600 General requirements.** (1) Employers must use at least one qualified rigger((s)) as follows:

(a) During hoisting activities for assembly and disassembly work (WAC 296-155-53402 (19)(a))~~((—Additionally, qualified riggers are required))~~;

(b) Whenever ((workers)) employees are ((within the fall zone and)) engaged in hooking, unhooking, or guiding a load, or ((doing)) in the initial connection of a load to a component or structure, and are within the fall zone (WAC 296-155-53400 (43)(c)).

**Note:** See qualified rigger requirements located in WAC 296-155-53306.

(2) All slings in use must meet the applicable requirements for design, inspection, construction, testing, maintenance and operation as prescribed in ASME B30.9-2010.

(3) All rigging hardware in use must meet the applicable requirements for design, inspection, construction, testing, maintenance and operation as prescribed in ASME B30.26-2010.

(4) All rigging gear must be used in accordance with the manufacturer's recommendations or a qualified person.

(5) All below-the-hook lifting devices in use must meet the applicable requirements for design, inspection, construction, testing, maintenance and operation as prescribed in ASME B30.20-2010.

(6) All hooks in use must meet the applicable requirements for design, inspection, construction, testing, maintenance and operation as prescribed in ASME B30.10-2009.

(7) Repair of hooks must be approved by the manufacturer or qualified person and as follows:

(a) Cracks, nicks, and gouges may be repaired by a competent person, all other repairs are done by the manufacturer or a qualified person;

(b) Grind longitudinally, following the contour of the hook;

(c) Do not reduce the dimension of the hook more than ten percent from the original.

(8) Hooks must not be modified by welding and/or drilling unless written approval by the manufacturer has been received.

(9) Special custom design grabs, hooks, clamps, or other lifting accessories, for such units as modular panels, prefabricated structures and similar materials, must be marked to indicate the safe working loads and must be proof tested prior to use to one hundred and twenty-five percent of their rated load.

(10) A qualified person must inspect the rigging equipment before each day or shift and:

(a) Consider the application the equipment will be used for, and determine if it's safe for use;

(b) Remove the equipment from service if using it will create a hazard or meets any of the removal criteria listed in this chapter.

~~((+0))~~ (11) The rated load of the rigging equipment must not be exceeded.

(12) All rigging hardware must have permanently affixed and legible identification markings as prescribed by the manufacturer that indicate the recommended safe working load.

~~((11))~~ (13) All rigging hardware must be inspected in accordance with Table 11, each day before using. If a daily inspection is not feasible because the hardware is in a semi-permanent or inaccessible location, a periodic inspection is allowed instead of daily.

~~((12))~~ (14) Rigging hardware must be removed from service when it shows any conditions listed in Table 11, or any other hazardous condition.

**Table 11  
Rigging Hardware Inspection/Removal Criteria**

<b>For all hardware, inspect for the following:</b>
Missing or illegible identification.
Indications of heat damage, including weld spatter or arc strikes.
Excessive pitting or corrosion.
Load bearing components that are: <ul style="list-style-type: none"> <li>• Bent;</li> <li>• Twisted;</li> <li>• Distorted;</li> <li>• Stretched;</li> <li>• Elongated;</li> <li>• Cracked;</li> <li>• Broken.</li> </ul>
Excessive nicks or gouges.
10% reduction of the original or catalog dimension at any point.
Excessive thread damage or wear, where applicable.
Evidence of unauthorized welding or modification.
Any other conditions that cause doubt as to the safety of continued use.
On <b>shackles</b> , also inspect for incomplete pin engagement.
On <b>swivels and swivel hoist rings</b> , check for lack of ability to freely rotate or pivot.
On <b>compression hardware</b> , also check for: <ul style="list-style-type: none"> <li>Unauthorized replacement components;</li> <li>Insufficient number of wire rope clips;</li> <li>Improperly tightened wire rope clips;</li> <li>Damaged wire rope;</li> <li>Indications of wire rope slippage;</li> <li>Improper assembly.</li> </ul>
On <b>swivels</b> , check for loose or missing nuts, bolts, cotter pins, snap rings, or other fasteners and retaining devices.
On <b>blocks</b> check for: <ul style="list-style-type: none"> <li>• Loose or missing nuts, bolts, cotter pins, snap rings, or other fasteners and retaining devices;</li> <li>• Misalignment or wobble in sheaves;</li> <li>• Excessive sheave groove corrugation or wear.</li> </ul>

~~((13))~~ (15) Any alteration or modification of rigging hardware must be in accordance with the hardware manufacturer or a qualified person and proof load tested to one hundred twenty-five percent. This test must be documented and available upon request.

~~((14))~~ (16) Welding of rigging hardware is prohibited unless authorized by the manufacturer or an RPE.

~~((15))~~ (17) Replacement parts must meet or exceed the original rigging hardware manufacturer's specifications.

~~((16))~~ (18) Rigging hardware selection must have the characteristics suitable for the application and environment where it will be used.

~~((17))~~ (19) Workers must keep all parts of their body from between the load and any rigging during the lift.

~~((18))~~ (20) If handling intermodal shipping containers at a construction site, the employer must follow the requirements in chapter 296-56 WAC, longshore, stevedore and waterfront related operations, Part F, Specialized terminals and the guidelines found in International Organization for Standardization (ISO) 3874 - Series 1 Freight Containers, fifth edition - Handling and Securing.

AMENDATORY SECTION (Amending WSR 12-01-086, filed 12/20/11, effective 2/1/12)

**WAC 296-155-55805 Wire rope slings.** (1) Manufacturing wire rope slings.

(a) Wire rope slings must be made from new or unused regular lay wire rope. The wire rope must be manufactured and tested in accordance with ASTM A 1023-02 and ASTM A 586.

(b) The following fabrication methods must be used to make wire rope slings:

- (i) Hand splicing;
- (ii) Turnback eye;
- (iii) Return loop;
- (iv) Flemish eye mechanical splicing;
- (v) Poured or swaged socketing.

(c) Wire rope slings must have a design factor of five.

(d) Wire rope slings must meet the requirements in Table 16.

(e) Using any of the following when making wire rope slings is prohibited:

- (i) Rotation resistant wire rope;
- (ii) Malleable cast iron clips;
- (iii) Knots;
- (iv) Wire rope clips, unless:
  - The application of the sling prevents using prefabricated slings;
  - The specific application is designed by a qualified person.

(f) Wire rope clips, if used, must be installed and maintained in accordance with the recommendations of the clip manufacturer or a qualified person, or in accordance with the provisions of ASME B30.26-2010.

(g) Slings made with wire rope clips must not be used as a choker hitch.

**Note:** If using wire rope clips under these conditions, follow the guidance given in Table 15.

Table 15

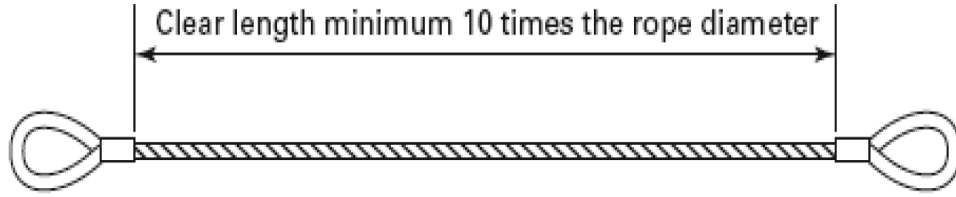
Number, Torque Values, and Turn Back Requirements for U-Bolt Wire Rope Clips				Number, Torque Values and Turn Back Requirements for Double Saddle (Fist Grip) Wire Rope Clips			
Clip & Wire Rope Size (inches)	Min. No. of Clips	Amount of Rope Turn Back in Inches	*Torque in Ft. Lbs.	Clip & Wire Rope Size (inches)	Min. No. of Clips	Amount of Rope Turn Back in Inches	*Torque in Ft. Lbs.
1/8	2	3-1/4	4.5	3/16-1/4	2	4	30
3/16	2	3-3/4	7.5	5/16	2	5	30
1/4	2	4-3/4	15	3/8	2	5-1/4	45
5/16	2	5-1/4	30	7/16	2	6-1/2	65
3/8	2	6-1/2	45	1/2	3	11	65
7/16	2	7	65	9/16	3	12-3/4	130
1/2	3	11-1/2	65	5/8	3	13-1/2	130
9/16	3	12	95	3/4	4	16	225
5/8	3	12	95	7/8	4	26	225
3/4	4	18	130	1	5	37	225
7/8	4	19	225	1-1/8	5	41	360
1	5	26	225	1-1/4	6	55	360
1-1/8	6	34	225	1-3/8	6	62	500
1-1/4	7	44	360	1-1/2	7	78	500
1-3/8	7	44	360				
1-1/2	8	54	360				
1-5/8	8	58	430				
1-3/4	8	61	590				
2	8	71	750				
2-1/4	8	73	750				
2-1/2	9	84	750				
2-3/4	10	100	750				
3	10	106	1200				
3-1/2	12	149	1200				

\* The tightening torque values shown are based upon the threads being clean, dry, and free of lubrication.

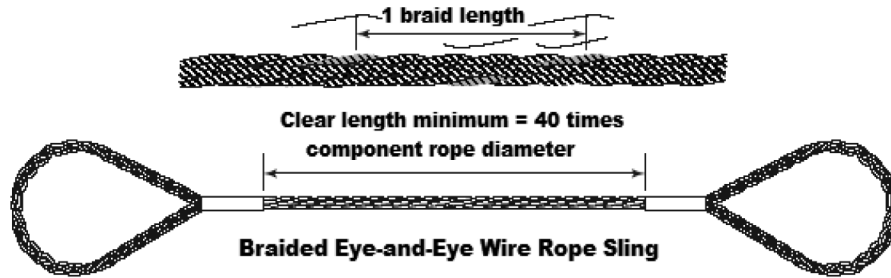
**Table 16**  
**Wire Rope Sling Configuration Requirements**

If you have:	Then you need:
<ul style="list-style-type: none"> <li>Slings made of rope with 6x19 and 6x36 classification.</li> <li>Cable laid slings.</li> </ul>	A minimum clear length of rope ten times the rope diameter between splices, sleeves, or end fittings (see Figure 15, Minimum Sling Length) unless approved by a qualified person.
<ul style="list-style-type: none"> <li>Braided slings.</li> </ul>	A minimum clear length of rope forty times the component rope diameter between the loops or end fittings (see Figure 16, Minimum Braided Sling Length) unless approved by a qualified person.

If you have:	Then you need:
<ul style="list-style-type: none"> <li>Grommets and endless slings.</li> </ul>	A minimum circumferential length of ninety-six times the body diameter of the grommet or endless sling unless approved by a qualified person.
<ul style="list-style-type: none"> <li>Other configurations.</li> </ul>	Specific limitation data provided by a qualified person. These slings must meet all other requirements of ASME B30.9-2010.



**Figure 15**  
**Minimum Sling Length**  
**For rope with 6x19 and 6x36 classification**  
**or Cable Laid Slings**



**Figure 16**  
**Minimum Braided Sling Length**

(2) Wire rope sling fittings.

(a) Fittings must be used according to the fitting manufacturer's directions.

(b) Rate slings with the load capacity of the lowest rated component of the sling. For example, if you use fittings that are rated lower than the sling material itself, identify the sling with the lower rated capacity.

(c) Weld any end attachments, except covers to thimbles, before assembling the sling.

(3) Identification information. All wire rope slings must have legible identification information attached to the sling which includes the information below, see sample tag in Figure 17. For slings in use that are manufactured before the effective date of this rule, the information below must be added before use or at the time the periodic inspection is completed.







(a) Name or trademark of the manufacturer.

(b) Diameter or size.

(c) Rated loads for the types of hitches used and the angle that the load is based on.

(d) Number of legs, if more than one.

(e) Repairing agency, if the sling is ever repaired.

Vert. 	Chock 	Vert. Basket 
2.2 Tons	1.6 Tons	4.4 Tons
<b>Rated Capacity by Angle</b>		
60° 	45° 	30° 
3.8 Tons	3.1 Tons	2.2 Tons

**Figure 17**  
**Sample Wire Rope Sling ID Tag**

**Note:** Sample tag for a 1/2" single-leg sling 6x19 or 6x36 classification, extra improved plow steel (EIPS) grade fiber core (FC) wire rope with a mechanical splice (ton = 2,000 lb).

(4) Inspection.

(a) A qualified person must inspect wire rope slings before their initial use, according to Table 17, both:

(i) When the sling is new; and

(ii) Whenever a repair, alteration, or modification has been done.

(b) A qualified person must perform a visual inspection for damage, each day or shift the wire rope sling is used:

(i) Include all fastenings and attachments;

(ii) Immediately remove any sling from service that is damaged beyond the criteria listed in Table 17; or

(iii) Remove fiber core wire rope slings that have been exposed to temperatures higher than one hundred eighty degrees Fahrenheit.

(c) A qualified person must perform periodic inspections on wire rope slings according to Table 17.

(5) Repair, alterations, or modifications.

(a) Repair wire rope slings as follows:

(i) Make sure slings are only repaired by the sling manufacturer or a qualified person;

(ii) Mark the sling to show the repairing agency;

(iii) Do not repair wire rope used in slings, wire rope must be replaced. Only end attachments and fittings can be repaired on a wire rope sling.

(b) Modification or alterations to end attachments or fittings must be considered as repairs and must conform to all other provisions of this part.

(c) Proof load test repaired slings according to the requirements in subsection (6) of this section.

(6) Proof load tests. Make sure the sling manufacturer or a qualified person proof load tests the following slings before initial use, according to Table 18:

(a) All repaired slings;

(b) All slings incorporating previously used or welded fittings;

(c) For single- or multiple-leg slings and endless slings, each leg must be proof loaded according to the requirements listed in Table 18 based on fabrication method. The proof load test must not exceed fifty percent of the component ropes' or structural strands' minimum breaking strength;

**Table 17**

**Wire Rope Sling Inspection and Removal Criteria**

<b>Inspect wire rope slings for the following conditions:</b>	<b>Perform inspections:</b>
<ul style="list-style-type: none"> <li>• Missing or illegible sling identification.</li> <li>• Severe localized abrasion or scraping.</li> <li>• Kinking, crushing, bird-caging, or any other condition resulting in damage to the rope structure.</li> <li>• Evidence of heat damage.</li> <li>• Severe corrosion of the rope, end attachments, or fittings.</li> <li>• End attachments that are cracked, deformed, or worn to the extent that the strength of the sling is substantially affected.</li> </ul>	<ul style="list-style-type: none"> <li>• At least once a year for slings in normal service.</li> <li>• At least once a quarter for slings in severe service.</li> <li>• As recommended by a qualified person for slings in special service.</li> </ul>

<b>Inspect wire rope slings for the following conditions:</b>	<b>Perform inspections:</b>
<ul style="list-style-type: none"> <li>• Broken wires:                             <ul style="list-style-type: none"> <li>– For strand-laid and single-part slings, ten randomly distributed broken wires in one rope lay, or five broken wires in one strand in one rope lay;</li> <li>– For cable-laid slings, twenty broken wires per lay;</li> <li>– For six-part braided slings, twenty broken wires per braid;</li> <li>– For eight-part braided slings, forty broken wires per braid.</li> </ul> </li> <li>• Hooks that have any of the following conditions:                             <ul style="list-style-type: none"> <li>– Any visibly apparent bend or twist from the plane of the unbent hook;</li> <li>– Any distortion causing an increase in throat opening five percent, not to exceed one-quarter inch, or as recommended by the manufacturer;</li> <li>– Wear exceeding ten percent, of the original section dimension of the hook or its load pin, or as recommended by the manufacturer;</li> <li>– Self-locking mechanism that does not lock.</li> </ul> </li> <li>• Other visible damage that raises doubt about the safety of the sling.</li> </ul>	

**Table 18**  
**Wire Rope Sling Proof Load Test Requirements**

Type of equipment:	Proof load test:
• Mechanical splice slings.	Each leg to at least two times the single leg vertical hitch rated load.
• Swaged socket and poured socket slings.	Each leg to at least two times, but not more than two and one-half, times the single-leg vertical hitch rated load.
<b>Note:</b> For mechanical splice, swaged socket and poured socket slings follow the rope manufacturer's recommendations for proof load testing provided that it is within the above-specified proof load range, including (c) of this subsection.	
• Hand tucked slings, if proof load tested.	To at least one, but not more than one and one-quarter, times the single-leg vertical hitch rated load.

(d) The proof load test for components (fittings) attached to single legs must meet the requirements in (c) of this subsection;

(e) Proof load testing for master links must be in accordance with Table 19.

**Table 19**  
**Proof Load Test for Master Links on Wire Rope Slings**

• Master links for two-leg bridle slings.	To at least four times the single-leg vertical hitch rated load.
• Master links for three-leg bridle slings.	To at least six times the single-leg vertical hitch rated load.
• Master links for four-leg bridle slings.	To at least eight times the single-leg vertical hitch rated load.

(7) Rated load. The term "rated capacity" is commonly used to describe rated load.

- Note:** Rated loads are based on the following factors:
- Strength of sling material;
  - Design factor;
  - Type of hitch;
  - Angle of loading (see Figure 18, Angle of Loading);
  - Diameter of curvature over which the sling is used ( $D/d$ ) (see Figure 19,  $D/d$  ratio);
  - Fabrication efficiency.

(a) Wire rope slings must be used within the rated loads shown in Tables 7 through 15 in ASME B30.9-2010. For angles that are not shown in these tables, either use the rated load for the next lower angle or have a qualified person calculate the rated load.

(b) Prohibit the use of horizontal sling angles less than thirty degrees unless recommended by the sling manufacturer or a qualified person. See Figure 18.

(c) Rated loads for slings used in a choker hitch must conform to the values shown in the above referenced tables, provided that the angle of choke is one hundred twenty degrees or greater. See Figure 20 and Table 20, Angle of Choke.

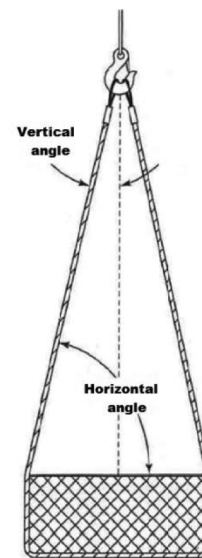
(d) Use either Figure 20 and Table 20, the manufacturer, or a qualified person to determine the rated load if the angle of choke in a choker hitch is less than one hundred twenty degrees.

(i) Inspect the entire length of the sling including splices, end attachments, and fittings.

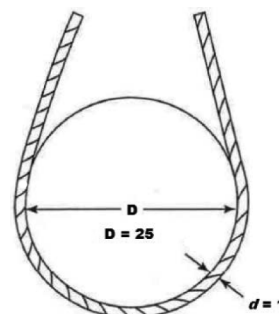
(ii) Remove slings from use if any of the conditions in Table 17 are found.

(iii) Keep a record of the most recent periodic inspection available, including the condition of the sling.

**Note:** An external code mark on the sling is an acceptable means of recording the inspection as long as the code can be traced back to a record.

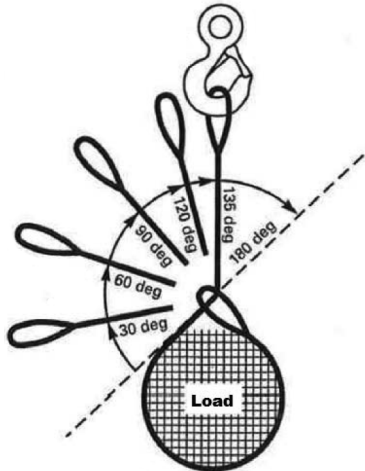


**Figure 18**  
**Angle of Loading**



**Figure 19**  
 **$D/d$  Ratio**

**Note:** When  $D$  is 25 times the component rope diameter ( $d$ ) the  $D/d$  ratio is expressed as 25/1.



**Figure 20**  
Angle of Choke

**Table 20**  
Angle of Choke

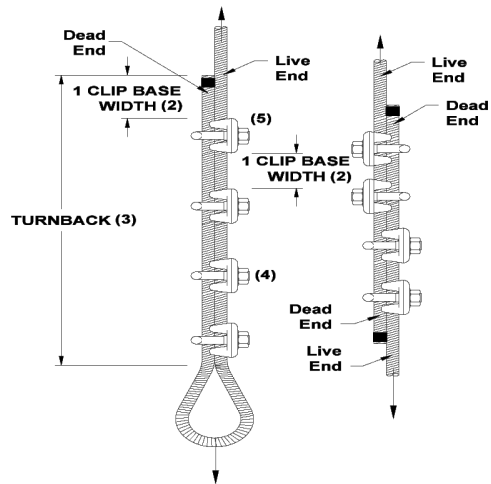
Angle of Choke, deg.	Rated Capacity, %
Over 120	100
90 - 120	87
60 - 89	74
30 - 59	62
0 - 29	49

**Note:** Percent of sling rated capacity in a choker hitch.

- (8) Use of wire rope slings.
- (a) Hitch the slings in a way that provides control of the load.
- (b) Shorten or adjust slings using only the methods approved by the manufacturer or qualified person.
  - Do **not** shorten or lengthen by knotting, twisting, or by wire rope clips.
- (c) Keep all parts of the human body from between the sling and the load, crane, or hoist hook.
- (d) Protruding ends of strands in splices on slings and bridles must be covered or blunted.
- (e) A sling must not be pulled from under a load when the load is resting on the sling.
- (f) Prohibit all of the following:
  - (i) Intentional shock loading;
  - (ii) Avoid twisting and kinking.
- ((+)) (g) Decrease the rated load of the sling when D/d ratios (Figure 19) smaller than twenty-five to one. Consult the sling manufacturer for specific data or refer to the *Wire Rope Sling User's Manual* (wire rope technical board).
- ((+)) (h) Follow Table 21, Use of Wire Rope Slings or Clips, when using any of the identified wire rope slings or clips.
- ((+)) (i) Slings in contact with edges, corners, or protrusions must be protected with a material of sufficient strength, thickness, and construction to prevent damage to the sling. See Figure 14.

**Table 21**  
Use of Wire Rope Slings or Clips

If you are using:	Then:
Single leg slings used with multiple-leg slings.	Make sure the rating shown is not exceeded in any leg of the multiple-leg sling.
Hand tucked slings are used in a single leg vertical lift.	Do not allow the sling or load to rotate.
Slings made with wire rope clips.	Must not be used as a choker hitch.
U-bolt wire rope clips.	Use only U-bolt wire rope clips that are made of drop-forged steel.
	Follow Table 15 for the number and spacing of the clips.
	Apply the U-bolt so the "U" section is in contact with the dead end of the rope (see Figure 21, Installation and Loading).



**Figure 21**  
Installation and Loading

**Proper Installation Requires**

- Correct number of clips for wire rope size
- Correct spacing of clips
- Correct turnback length
- Correct torque on nuts
- Correct orientation of saddle on live end

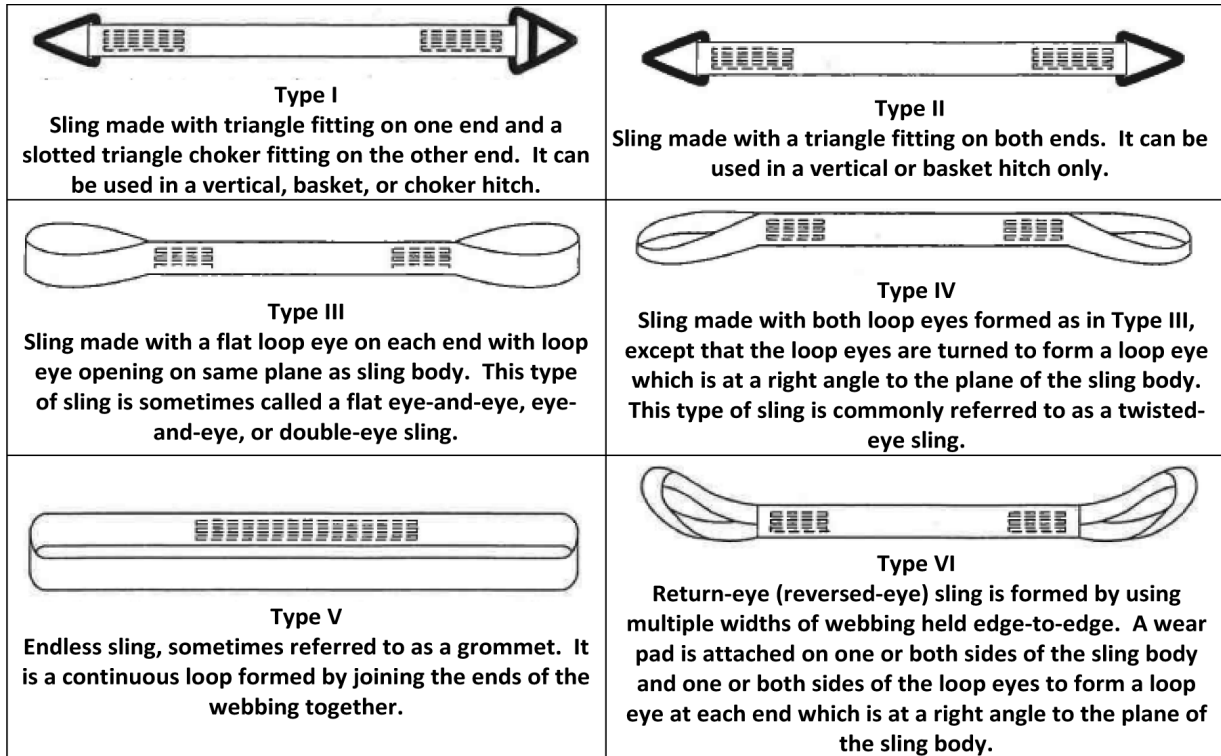
**AMENDATORY SECTION** (Amending WSR 12-01-086, filed 12/20/11, effective 2/1/12)

**WAC 296-155-55820 Synthetic webbing slings. (1) Identification.** Make sure all slings have legible identification information permanently attached to the sling which includes the following information:

- (a) Name or trademark of the manufacturer;
- (b) Manufacturer's code or stock number;

- (c) Rated loads for the types of hitches used, and the angle that the load is based on;
- (d) Type of synthetic web material;

- (e) Number of legs, if more than one;
- (f) Repairing agency, if the sling is ever repaired.



**Figure 25**  
**Synthetic Webbing Slings**

- (2) Inspection.
- (a) A qualified person must inspect synthetic webbing slings before their initial use, according to Table 25:
    - (i) When the sling is new; and
    - (ii) Whenever a repair, alteration, or modification has been done.
  - (b) A qualified person must perform a visual inspection for damage, each day or shift the synthetic webbing sling is used. Immediately remove from service any sling that is damaged beyond the criteria listed in Table 25.
  - (c) A qualified person must perform periodic inspections on synthetic webbing slings, according to Table 25.
    - (i) Examine each sling and component individually, taking care to expose and examine all surfaces.
    - (ii) Remove slings from use if any of the conditions in Table 25 are found.
    - (iii) Keep a written record of the most recent periodic inspection available, including the condition of the sling.

**Note:** An external code mark on the sling is an acceptable means of recording the inspection as long as the code can be traced back to a record.

**Table 25**  
**Synthetic Webbing Sling Inspection**

Inspect synthetic webbing slings for the following conditions:	Perform inspections:
<ul style="list-style-type: none"> <li>• Missing or illegible sling identification;</li> <li>• Acid or caustic burns;</li> <li>• Melting or charring on any part of the sling;</li> <li>• Holes, tears, cuts or snags;</li> <li>• Broken or worn stitching in load bearing splices;</li> <li>• Excessive abrasive wear;</li> <li>• Knots in any part of the sling;</li> </ul>	<ul style="list-style-type: none"> <li>• At least once a year for slings in normal service;</li> <li>• At least once a quarter for slings in severe service;</li> <li>• As recommended by a qualified person for slings in special service.</li> </ul>



Inspect synthetic webbing slings for the following conditions:	Perform inspections:
<ul style="list-style-type: none"> <li>• Discoloration, brittle fibers, and hard or stiff areas that may indicate chemical or ultraviolet/sunlight damage;</li> <li>• Fittings that are pitted, corroded, cracked, bent, twisted, gouged or broken;</li> <li>• Hooks that have any of the following conditions:                             <ul style="list-style-type: none"> <li>– Any visibly apparent bend or twist from the plane of the unbent hook;</li> <li>– Any distortion causing an increase in throat opening five percent, not to exceed one-quarter inch, or as recommended by the manufacturer;</li> <li>– Wear exceeding ten percent, of the original section dimension of the hook or its load pin, or as recommended by the manufacturer;</li> <li>– Self-locking mechanism that does not lock.</li> </ul> </li> <li>• Other visible damage that causes doubt about the safety of continued use of the sling.</li> </ul>	

(3) Repair, alterations, or modifications.

(a) Meet the following requirements when repairing synthetic webbing slings:

- (i) Slings are only to be repaired by the manufacturer or a qualified person;
  - (ii) Temporary repairs are prohibited;
  - (iii) Mark the sling to show the repairing agency;
  - (iv) Components used for sling repair must meet the requirements of this part;
  - (v) Cracked, broken, melted, or otherwise damaged webbing material or fittings other than hooks must not be repaired;
  - (vi) Load bearing splices must not be repaired;
- (b) Proof load test repaired slings according to the requirements in subsection (4) of this section.

(4) Proof load test. The sling manufacturer or a qualified person must proof load test repaired slings and slings that

have been altered or modified before initial use according to Table 26:

**Table 26**  
**Synthetic Webbing Sling Proof Test Requirements**

Type of equipment:	Proof load test:
Single leg slings; •• Multiple leg slings; •• Endless slings; •• Fittings attached to single legs.	To a minimum of two times the single leg vertical hitch rated load.
Master links for two-leg bridle slings.	To a minimum of four times the single leg vertical hitch rated load.
Master links for three-leg bridle slings.	To a minimum of six times the single leg vertical hitch rated load.
Master links for four-leg bridle slings.	To a minimum of eight times the single leg vertical hitch rated load.

(5) Rated loads.

- Note:** Rated loads are based on the following factors:
- Strength of the material;
  - Design factor;
  - Type of hitch;
  - Angle of loading (see Figure 18, Angle of Loading);
  - Fabrication efficiency;
  - Diameter of curvature over which the sling is used.

(a) Synthetic web slings must be used within the rated loads shown in Tables 20 through 24 in ASME B30.9-2010. For angles that are not shown in these tables, use either the rated load for the next lower angle or one calculated by a qualified person.

(b) Rate slings with the load capacity of the lowest rated component of the sling. For example, if you use fittings that are rated lower than the sling material itself, identify the sling with the lower-rated capacity.

(c) The use of horizontal sling angles less than thirty degrees is prohibited, unless recommended by the sling manufacturer or a qualified person. (See Figure 18.)

(d) Use Figure 20, Angle of Choke, the manufacturer, or a qualified person to determine the rated load if the angle of choke in a choker hitch is less than one hundred twenty degrees.

(e) Rated loads for slings used in a choker hitch must conform to the values shown in the above referenced tables, provided that the angle of choke is one hundred twenty degrees or greater. (See Figure 20.)

(6) Use of synthetic webbing slings.

(a) Use synthetic webbing slings safely by meeting all of the following requirements:

- (i) Shorten or adjust slings only with methods approved by the manufacturer or qualified person;
- (ii) Slings must not be shortened or lengthened by knotting or twisting;
- (iii) Hitch slings in a way that provides control of the load;

(iv) Protect slings with material of sufficient strength, thickness, and construction to prevent damage from sharp edges, corners, protrusions, or abrasive surfaces. See Figure 14;

(v) Keep all parts of the human body from between the sling and the load, crane, or hoist hook(~~(- (b))~~);

(vi) Fittings must be of a minimum breaking strength equal to that of the sling.

(b) Webbing. Synthetic webbing must be of uniform thickness and width and selvage edges must not be split from the webbing's width.

(c) Intentional shock loading is prohibited.

**WSR 12-12-084**  
**EXPEDITED RULES**  
**PROFESSIONAL EDUCATOR**  
**STANDARDS BOARD**

[Filed June 6, 2012, 11:44 a.m.]

Title of Rule and Other Identifying Information: Amends WAC 181-79A-223. Corrects language to reflect prior rule changes that deregulated school social worker preparation. Social workers are no longer required to enroll and complete educator preparation programs. Changes occurred in amendments to chapter 181-78A WAC in January 2012.

NOTICE

THIS RULE IS BEING PROPOSED UNDER AN EXPEDITED RULE-MAKING PROCESS THAT WILL ELIMINATE THE NEED FOR THE AGENCY TO HOLD PUBLIC HEARINGS, PREPARE A SMALL BUSINESS ECONOMIC IMPACT STATEMENT, OR PROVIDE RESPONSES TO THE CRITERIA FOR A SIGNIFICANT LEGISLATIVE RULE. IF YOU OBJECT TO THIS USE OF THE EXPEDITED RULE-MAKING PROCESS, YOU MUST EXPRESS YOUR OBJECTIONS IN WRITING AND THEY MUST BE SENT TO David Brenna, Professional Educator Standards Board, 600 Washington Street South, Room 400, Olympia, WA 98504, AND RECEIVED BY August 7, 2012.

Purpose of the Proposal and Its Anticipated Effects, Including Any Changes in Existing Rules: Language changes reflect prior changes to rules governing social worker preparation programs and requirements.

Reasons Supporting Proposal: Technical clarification.

Statutory Authority for Adoption: RCW 28A.410.210.

Rule is not necessitated by federal law, federal or state court decision.

Name of Proponent: Professional educator standards board, governmental.

Name of Agency Personnel Responsible for Drafting, Implementation and Enforcement: David Brenna, 600 Washington Street South, Olympia, WA 98504, (360) 725-6238.

June 6, 2012

David Brenna  
Senior Policy Analyst

AMENDATORY SECTION (Amending WSR 12-02-024, filed 12/28/11, effective 1/28/12)

**WAC 181-79A-223 Academic and experience requirements for certification—School nurse, school occupational therapist, school physical therapist(~~(+ and)~~) and school speech-language pathologist or audiologist(~~(+ or school social worker)~~).** Candidates for school nurse, school occupational therapist, school physical therapist(~~(+ and)~~) and school speech-language pathologist or audiologist(~~(+ and school social worker)~~) certification shall apply directly to the professional education and certification office. Such candidates shall complete the following requirements, in addition to those set forth in WAC 181-79A-150, except state approved college/university professional preparation program(~~(- [Provided, That it shall not be necessary for any candidate who holds a master's or doctorate degree to obtain the specified master's degree if the candidate provides satisfactory evidence to the superintendent of public instruction that he or she has completed all course work requirements relevant to the required master's degree and has satisfactorily completed a comprehensive examination required in such master's degree program. Provided, That if any candidate has been awarded a master's degree without a comprehensive examination, the candidate, as a condition for certification, shall successfully complete the Praxis II exam in the appropriate role.]~~).

(1) School nurse.

(a) Initial.

(i) The candidate shall hold a valid license as a registered nurse (RN) in Washington state.

(ii) The candidate shall hold a baccalaureate degree or higher in nursing from a program accredited by the National League for Nursing Accrediting Commission or the Commission on Collegiate Nursing Education.

(iii) The candidate shall successfully complete thirty clock hours or three quarter hours (two semester hours) of course work approved by the professional educator standards board which will include the following course outcomes in which candidates will:

(A) Demonstrate an understanding of school and special education law;

(B) Understand and demonstrate knowledge of working within the culture of the schools, creating an environment that fosters safety, health, and learning for the students;

(C) Demonstrate knowledge of appropriate resources in the school setting;

(D) Demonstrate knowledge of collaboration with team members which may include parents, teachers, administrators, and others to support learning outcomes for all students;

(E) Demonstrate knowledge of how to support the outcomes for all students through strategies such as scientifically based practices, collaborative teaming, and ethical decision making;

(F) (~~Recognize ways ESAs can~~) Use national, state, and local policies, as well as professional standards, to support decision making in educational settings and inform professional growth planning;

(G) Demonstrate an understanding of the use of human, community, and technological resources. Provided, That an individual who meets all other requirements but who has not

completed the required course work shall be issued a temporary permit valid for one hundred eighty calendar days which will allow the individual to practice in the role. The candidate shall verify to OSPI the completion of the required course work during the one hundred eighty-day period.

(b) Continuing.

(i) The candidate shall have completed the requirements for the initial certificate as a school nurse and have completed forty-five quarter hours (thirty semester hours) of postbaccalaureate course work in education, nursing, or other health sciences.

(ii) The candidate shall provide documentation of one hundred eighty days of full-time equivalent or more employment in the respective role with an authorized employer—i.e., school district, educational service district, state agency, college or university, private school, or private school system—and at least thirty days of such employment with the same employer.

(2) School occupational therapist.

(a) Initial.

(i) The candidate shall hold a valid license as an occupational therapist in Washington state.

(ii) The candidate shall hold a baccalaureate (or higher) degree from an American Occupational Therapy Association approved program in occupational therapy.

(iii) The candidate shall successfully complete thirty clock hours or three quarter hours (two semester hours) of course work approved by the professional educator standards board which will include the following course outcomes in which candidates will:

(A) Demonstrate an understanding of school and special education law;

(B) Understand and demonstrate knowledge of working within the culture of the schools, creating an environment that fosters safety, health, and learning for the students;

(C) Demonstrate knowledge of appropriate resources in the school setting;

(D) Demonstrate knowledge of collaboration with team members which may include parents, teachers, administrators, and others to support learning outcomes for all students;

(E) Demonstrate knowledge of how to support the outcomes for all students through strategies such as scientifically based practices, collaborative teaming, and ethical decision making;

(F) (~~Recognize ways ESAs can~~) Use national, state, and local policies, as well as professional standards, to support decision making in educational settings and inform professional growth planning;

(G) Demonstrate an understanding of the use of human, community, and technological resources. Provided, That an individual who meets all other requirements but who has not completed the required course work shall be issued a temporary permit valid for one hundred eighty calendar days which will allow the individual to practice in the role. The candidate shall verify to OSPI the completion of the required course work during the one hundred eighty-day period.

(b) Continuing.

(i) The candidate shall have completed the requirements for the initial certificate as a school occupational therapist and have completed at least fifteen quarter hours (ten semes-

ter hours) of course work beyond the baccalaureate degree in occupational therapy, other health sciences or education.

(ii) The candidate shall provide documentation of one hundred eighty days of full-time equivalent or more employment in the respective role with an authorized employer—i.e., school district, educational service district, state agency, college or university, private school, or private school system—and at least thirty days of such employment with the same employer.

(3) School physical therapist.

(a) Initial.

(i) The candidate shall hold a valid license as a physical therapist in Washington state.

(ii) The candidate shall hold a baccalaureate (or higher) degree from an American Physical Therapy Association accredited program in physical therapy.

(iii) The candidate shall successfully complete thirty clock hours or three quarter hours (two semester hours) of course work approved by the professional educator standards board which will include the following course outcomes in which candidates will:

(A) Demonstrate an understanding of school and special education law;

(B) Understand and demonstrate knowledge of working within the culture of the schools, creating an environment that fosters safety, health, and learning for the students;

(C) Demonstrate knowledge of appropriate resources in the school setting;

(D) Demonstrate knowledge of collaboration with team members which may include parents, teachers, administrators, and others to support learning outcomes for all students;

(E) Demonstrate knowledge of how to support the outcomes for all students through strategies such as scientifically based practices, collaborative teaming, and ethical decision making;

(F) (~~Recognize ways ESAs can~~) Use national, state, and local policies, as well as professional standards, to support decision making in educational settings and inform professional growth planning;

(G) Demonstrate an understanding of the use of human, community, and technological resources. Provided, That an individual who meets all other requirements but who has not completed the required course work shall be issued a temporary permit valid for one hundred eighty calendar days which will allow the individual to practice in the role. The candidate shall verify to OSPI the completion of the required course work during the one hundred eighty-day period.

(b) Continuing.

(i) The candidate shall have completed the requirements for the initial certificate as a school physical therapist and have completed fifteen quarter hours (ten semester hours) of course work beyond the baccalaureate degree in physical therapy, other health sciences or education.

(ii) The candidate shall provide documentation of one hundred eighty days of full-time equivalent or more employment in the respective role with an authorized employer—i.e., school district, educational service district, state agency, college or university, private school, or private school system—and at least thirty days of such employment with the same employer.

(4) School speech-language pathologist or audiologist.

(a) Initial.

(i) The candidate shall have completed all course work (except special project or thesis) for a master's degree from a college or university program accredited by the American Speech and Hearing Association (ASHA) with a major in speech pathology or audiology. Such program shall include satisfactory completion of a written comprehensive examination: Provided, That if any candidate has not completed a written comprehensive examination, the candidate may present verification from ASHA of a passing score on the National Teacher's Examination in speech pathology or audiology as a condition for certification.

(ii) The candidate shall successfully complete thirty clock hours or three quarter hours (two semester hours) of course work approved by the professional educator standards board which will include the following outcomes in which candidates will:

(A) Demonstrate an understanding of school and special education law;

(B) Understand and demonstrate knowledge of working within the culture of the schools, creating an environment that fosters safety, health, and learning for the students;

(C) Demonstrate knowledge of appropriate resources in the school setting;

(D) Demonstrate knowledge of collaboration with team members which may include parents, teachers, administrators, and others to support learning outcomes for all students;

(E) Demonstrate knowledge of how to support the outcomes for all students through strategies such as scientifically based practices, collaborative teaming, and ethical decision making;

(F) ~~((Recognize ways ESAs can))~~ Use national, state, and local policies, as well as professional standards, to support decision making in educational settings and inform professional growth planning;

(G) Demonstrate an understanding of the use of human, community, and technological resources. Provided, That an individual who meets all other requirements but who has not completed the required course work shall be issued a temporary permit valid for one hundred eighty calendar days which will allow the individual to practice in the role. The candidate shall verify to OSPI the completion of the required course work during the one hundred eighty-day period.

(b) Continuing.

(i) The candidate shall hold a master's degree with a major in speech pathology or audiology.

(ii) The candidate shall provide documentation of one hundred eighty days of full-time equivalent or more employment in the respective role with an authorized employer—i.e., school district, educational service district, state agency, college or university, private school, or private school system—and at least thirty days of such employment with the same employer.

~~((5) School social worker.~~

~~(a) Initial.~~

~~(i) The candidate shall hold an MSW from a regionally accredited institution of higher learning.~~

~~(ii) The candidate shall successfully complete thirty clock hours or three quarter hours (two semester hours) of~~

~~course work approved by the professional educator standards board which will include the following course outcomes in which candidates will:~~

~~(A) Demonstrate an understanding of school and special education law;~~

~~(B) Understand and demonstrate knowledge of working within the culture of the schools, creating an environment that fosters safety, health, and learning for the students;~~

~~(C) Demonstrate knowledge of appropriate resources in the school setting;~~

~~(D) Demonstrate knowledge of collaboration with team members which may include parents, teachers, administrators, and others to support learning outcomes for all students;~~

~~(E) Demonstrate knowledge of how to support the outcomes for all students through strategies such as scientifically based practices, collaborative teaming, and ethical decision making;~~

~~(F) Use national, state, and local policies, as well as professional standards, to support decision making in educational settings and inform professional growth planning;~~

~~(G) Demonstrate an understanding of the use of human, community, and technological resources. Provided, That an individual who meets all other requirements but who has not completed the required course work shall be issued a temporary permit valid for one hundred eighty calendar days which will allow the individual to practice in the role. The candidate shall verify to OSPI the completion of the required course work during the one hundred eighty-day period.~~

~~(iii) The candidate shall have a passing score on the Praxis II school social worker examination.~~

~~(b) Continuing.~~

~~(i) The candidate shall have completed the requirements for the initial certificate as a school social worker and have completed a professional growth plan or forty-five quarter hours (thirty semester hours) or four hundred fifty clock hours specific to the role of the school social worker.~~

~~(ii) The candidate shall provide documentation of one hundred eighty days of full-time equivalent or more employment in the respective role with an authorized employer—i.e., school district, educational service district, state agency, college or university, private school, or private school system—and at least thirty days of such employment with the same employer.))~~