

# Chapter 51-51 WAC

## STATE BUILDING CODE ADOPTION AND AMENDMENT OF THE 2015 EDITION OF THE INTERNATIONAL RESIDENTIAL CODE

### WAC

51-51-001	Authority.
51-51-002	Purpose.
51-51-003	International Residential Code.
51-51-007	Exceptions.
51-51-008	Implementation.
51-51-01010	Scope.
51-51-0102	Section R102—Applicability.
51-51-0202	Section R202—Definitions.
51-51-0301	Design criteria.
51-51-0302	Section R302—Fire-resistant construction.
51-51-0303	Section R303—Light, ventilation and heating.
51-51-0307	Section R307—Toilet, bath and shower spaces.
51-51-0308	Section R308—Glazing.
51-51-0311	Section R311—Means of egress.
51-51-0313	Section R313—Automatic fire sprinkler systems.
51-51-0314	Section R314—Smoke alarms.
51-51-0315	Section R315—Carbon monoxide alarms.
51-51-0317	Reserved.
51-51-0322	Reserved.
51-51-03240	Section R324—Solar energy systems.
51-51-0325	Section R325—Adult family homes.
51-51-0326	Section R326—Family home child care.
51-51-0327	Section R327—Protection against radon.
51-51-0328	Section R328—Mezzanines.
51-51-0329	Section R329—Swimming pools, spas, and hot tubs.
51-51-0403	Reserved.
51-51-0404	Reserved.
51-51-0408	Section R408—Under-floor space.
51-51-0501	Reserved.
51-51-0502	Section R502—Reserved.
51-51-0507	Section R507—Decks.
51-51-0602	Section R602—Wood wall framing.
51-51-0609	Section R609—Exterior windows and doors.
51-51-0612	Reserved.
51-51-0702	Section R702—Interior covering.
51-51-0703	Section R703—Exterior covering.
51-51-0806	Section R806—Reserved.
51-51-0903	Section R903—Weather protection.
51-51-1001	Section R1001—Masonry fireplaces.
51-51-1002	Section R1002—Masonry heaters.
51-51-1004	Section R1004—Factory-built fireplaces.
51-51-1006	Section R1006—Exterior air supply.
51-51-1201	Section M1201—General.
51-51-1301	Section M1301—General.
51-51-1302	Section M1302—Reserved.
51-51-1307	Section M1307—Appliance installation.
51-51-1413	Section M1413—Evaporative cooling equipment.
51-51-1415	Section M1415—Reserved.
51-51-1501	Reserved.
51-51-1505	Section M1505—Overhead exhaust hoods.
51-51-1507	Section M1507—Mechanical ventilation.
51-51-1508	Section M1508—Reserved.
51-51-1600	Chapter 16—Duct systems.
51-51-1700	Chapter 17—Combustion air.
51-51-2000	Chapter 20—Boilers and water heaters.
51-51-2101	Section M2101—Hydronic piping systems installation.
51-51-2103	Section M2103—Floor heating systems.
51-51-2105	Section M2105—Ground-source heat-pump system loop piping.
51-51-2300	Section M2301—Solar thermal energy systems.
51-51-2439	Reserved.
51-51-4400	Reserved.
51-51-60101	Appendix F radon control methods.
51-51-60103	Section AF103—Requirements.
51-51-60105	Appendix Q—Dwelling unit fire sprinkler systems.
51-51-60106	Appendix U—Solar-ready provisions-detached one- and two-family dwellings, multiple single-family dwellings (townhouses).

51-51-60107 Appendix V—Fire sprinklers.

### DISPOSITION OF SECTIONS FORMERLY CODIFIED IN THIS CHAPTER

51-51-0101	Section R101—Title, scope and purpose. [Statutory Authority: RCW 19.27.031 and 19.27.074. WSR 04-01-109, § 51-51-0101, filed 12/17/03, effective 7/1/04.] Repealed by WSR 07-01-090, filed 12/19/06, effective 7/1/07. Statutory Authority: RCW 19.27.074, 19.27.-020, and chapters 19.27 and 34.05 RCW.
51-51-0310	Section R310—Emergency escape and rescue openings. [Statutory Authority: RCW 19.27.031 and 19.27.074. WSR 16-03-025, § 51-51-0310, filed 1/11/16, effective 7/1/16.] Repealed by stipulated order 16-2-00594-34 of Thurston County Superior Court, WSR 16-11-018, filed 5/6/16, effective 6/30/16.
51-51-0324	Section R324—Adult family homes. [Statutory Authority: RCW 19.27.031 and 19.27.074. WSR 04-01-109, § 51-51-0324, filed 12/17/03, effective 7/1/04.] Repealed by WSR 07-01-090, filed 12/19/06, effective 7/1/07. Statutory Authority: RCW 19.27.074, 19.27.020, and chapters 19.27 and 34.05 RCW.
51-51-0613	Section R613—Exterior windows and glass doors. [Statutory Authority: RCW 19.27.074, 19.27.020, and chapters 19.27 and 34.05 RCW. WSR 07-01-090, § 51-51-0613, filed 12/19/06, effective 7/1/07.] Amended and decodified by WSR 10-03-098, filed 1/20/10, effective 7/1/10. Statutory Authority: RCW 19.27.031 and 19.27.074. Recodified as § 51-51-0612.
51-51-2401	Section G2401 (101)—General. [Statutory Authority: RCW 19.27.031 and 19.27.074. WSR 04-01-109, § 51-51-2401, filed 12/17/03, effective 7/1/04.] Repealed by WSR 07-01-090, filed 12/19/06, effective 7/1/07. Statutory Authority: RCW 19.27.074, 19.27.020, and chapters 19.27 and 34.05 RCW.
51-51-2415	Section G2415 (404)—Piping system installation. [Statutory Authority: RCW 19.27.031 and 19.27.074. WSR 04-01-109, § 51-51-2415, filed 12/17/03, effective 7/1/04.] Repealed by WSR 07-01-090, filed 12/19/06, effective 7/1/07. Statutory Authority: RCW 19.27.074, 19.27.020, and chapters 19.27 and 34.05 RCW.
51-51-4300	Chapter 43—Referenced standards. [Statutory Authority: RCW 19.27.074, 19.27.020, and chapters 19.27 and 34.05 RCW. WSR 07-01-090, § 51-51-4300, filed 12/19/06, effective 7/1/07. Statutory Authority: RCW 19.27.031 and 19.27.074. WSR 04-01-109, § 51-51-4300, filed 12/17/03, effective 7/1/04.] Amended and decodified by WSR 10-03-098, filed 1/20/10, effective 7/1/10. Statutory Authority: RCW 19.27.031 and 19.27.074. Recodified as § 51-51-4400.

**WAC 51-51-001 Authority.** These rules are adopted under the authority of chapter 19.27 RCW.

[Statutory Authority: RCW 19.27.031 and 19.27.074. WSR 04-01-109, § 51-51-001, filed 12/17/03, effective 7/1/04.]

**WAC 51-51-002 Purpose.** The purpose of these rules is to implement the provisions of chapter 19.27 RCW, which provides that the state building code council shall maintain the State Building Code in a status which is consistent with the purpose as set forth in RCW 19.27.020. In maintaining the codes the council shall regularly review updated versions of the codes adopted under the act, and other pertinent infor-

mation, and shall amend the codes as deemed appropriate by the council.

[Statutory Authority: RCW 19.27.031 and 19.27.074. WSR 04-01-109, § 51-51-002, filed 12/17/03, effective 7/1/04.]

**WAC 51-51-003 International Residential Code.** The 2015 edition of the *International Residential Code* as published by the International Code Council is hereby adopted by reference with the following additions, deletions, and exceptions: Provided that chapters 11 and 25 through 43 of this code are not adopted. Energy Code is regulated by chapter 51-11R WAC; Plumbing Code is regulated by chapter 51-56 WAC; Electrical Code is regulated by chapter 296-46B WAC or Electrical Code as adopted by the local jurisdiction. Appendix F, Radon Control Methods, and Appendix Q, Dwelling Unit Fire Sprinkler Systems, are included in adoption of the International Residential Code.

[Statutory Authority: RCW 19.27.031 and 19.27.074. WSR 16-03-025, § 51-51-003, filed 1/11/16, effective 7/1/16. Statutory Authority: RCW 19.27.031 and chapters 19.27 and 34.05 RCW. WSR 13-04-068, § 51-51-003, filed 2/1/13, effective 7/1/13. Statutory Authority: RCW 19.27.031 and 19.27.074. WSR 10-03-098, § 51-51-003, filed 1/20/10, effective 7/1/10. Statutory Authority: RCW 19.27.074, 19.27.020, and chapters 19.27 and 34.05 RCW. WSR 07-01-090, § 51-51-003, filed 12/19/06, effective 7/1/07. Statutory Authority: RCW 19.27.031 and 19.27.074. WSR 04-01-109, § 51-51-003, filed 12/17/03, effective 7/1/04.]

**WAC 51-51-007 Exceptions.** The exceptions and amendments to the International Residential Code contained in the provisions of chapter 19.27 RCW shall apply in case of conflict with any of the provisions of these rules.

The provisions of this code do not apply to temporary growing structures used solely for the commercial production of horticultural plants including ornamental plants, flowers, vegetables, and fruits. "Temporary growing structure" means a structure that has the sides and roof covered with polyethylene, polyvinyl, or similar flexible synthetic material and is used to provide plants with either frost protection or increased heat retention. A temporary growing structure is not considered a building for purposes of this code.

The provisions of this code do not apply to the construction, alteration, or repair of temporary worker housing except as provided by rule adopted under chapter 70.114A RCW or chapter 37, Laws of 1998 (SB 6168). "Temporary worker housing" means a place, area, or piece of land where sleeping places or housing sites are provided by an employer for his or her employees or by another person, including a temporary worker housing operator, who is providing such accommodations for employees, for temporary, seasonal occupancy, and includes "labor camps" under RCW 70.54.110.

Codes referenced which are not adopted through RCW 19.27.031 or chapter 19.27A RCW shall not apply unless specifically adopted by the authority having jurisdiction.

The standards for liquefied petroleum gas installations shall be NFPA 58 (Liquefied Petroleum Gas Code) and NFPA 54 (National Fuel Gas Code). All other fuel gas installations shall be regulated by the International Mechanical Code and International Fuel Gas Code.

[Statutory Authority: RCW 19.27.031 and 19.27.074. WSR 04-01-109, § 51-51-007, filed 12/17/03, effective 7/1/04.]

[Ch. 51-51 WAC p. 2]

**WAC 51-51-008 Implementation.** The International Residential Code adopted by chapter 51-51 WAC shall become effective in all counties and cities of this state on July 1, 2016.

[Statutory Authority: RCW 19.27.031 and 19.27.074. WSR 16-03-025, § 51-51-008, filed 1/11/16, effective 7/1/16. Statutory Authority: RCW 19.27.031 and chapters 19.27 and 34.05 RCW. WSR 13-04-068, § 51-51-008, filed 2/1/13, effective 7/1/13. Statutory Authority: RCW 19.27.031 and 19.27.074. WSR 10-03-098, § 51-51-008, filed 1/20/10, effective 7/1/10. Statutory Authority: RCW 19.27.074, 19.27.020, and chapters 19.27 and 34.05 RCW. WSR 07-01-090, § 51-51-008, filed 12/19/06, effective 7/1/07. Statutory Authority: RCW 19.27.031 and 19.27.074. WSR 04-01-109, § 51-51-008, filed 12/17/03, effective 7/1/04.]

**WAC 51-51-01010 Scope.** The provisions of the *International Residential Code for One- and Two-Family Dwellings* shall apply to the construction, alteration, movement, enlargement, replacement, repair, equipment, use and occupancy, location, removal and demolition of detached one- and two-family dwellings, adult family homes, and townhouses not more than three stories above grade plane in height with a separate means of egress and their accessory structures not more than three stories above grade plane in height.

- EXCEPTIONS:
1. Live/work units located in townhouses and complying with the requirements of Section 419 of the *International Building Code* shall be permitted to be constructed in accordance with the *International Residential Code for One- and Two-Family Dwellings*. Fire suppression required by Section 419.5 of the *International Building Code* where constructed under the *International Residential Code for One- and Two-Family Dwellings* shall conform to Appendix Q.
  2. Owner-occupied lodging houses with one or two guestrooms shall be permitted to be constructed in accordance with the *International Residential Code for One- and Two-Family Dwellings*.
  3. Owner-occupied lodging homes with three to five guestrooms shall be permitted to be constructed in accordance with the *International Residential Code for One- and Two-Family Dwellings* where equipped with a fire sprinkler system in accordance with Appendix Q.

[Statutory Authority: RCW 19.27.031 and 19.27.074. WSR 16-03-025, § 51-51-01010, filed 1/11/16, effective 7/1/16.]

### WAC 51-51-0102 Section R102—Applicability.

**R102.5 Appendices.** Provisions in the appendices shall not apply unless specifically referenced in the adopting ordinance. An appendix adopted by a local jurisdiction shall not be effective unless approved by the state building code council pursuant to RCW 19.27.060 (1)(a).

- EXCEPTIONS:
1. The state building code council has determined that a local ordinance providing specifications for light straw-clay or strawbale construction, or requiring a solar-ready zone or requiring fire sprinklers in accordance with Appendix R, S, U or V of this chapter may be adopted by any local government upon notification of the council.
  2. Appendix F, Radon Control Methods, and Appendix Q, Dwelling Unit Fire Sprinkler Systems, are included in adoption of the International Residential Code.

**R102.7.1 Additions, alterations or repairs.** Additions, alterations or repairs to any structure shall conform to the requirements for a new structure without requiring the existing structure to comply with the requirements of this code, unless otherwise stated. Additions, alterations or repairs and

relocations shall not cause an existing structure to become unsafe or adversely affect the performance of the building.

- EXCEPTIONS:
1. Additions with less than 500 square feet of conditioned floor area are exempt from the requirements for Whole House Ventilation Systems, Section M1508.
  2. Additions or alterations to existing buildings which do not require the construction of foundations, crawlspace, slabs or basements shall not be required to meet the requirements for radon protection in Section R327.1 and Appendix F.

**R102.7.2 Moved buildings.** Buildings or structures moved into or within a jurisdiction shall comply with the provisions of this code, the *International Building Code* (chapter 51-50 WAC), the *International Mechanical Code* (chapter 51-52 WAC), the *International Fire Code* (chapter 51-54A WAC), the *Uniform Plumbing Code and Standards* (chapter 51-56 WAC), and the *Washington State Energy Code* (chapter 51-11R WAC) for new buildings or structures.

- EXCEPTION:
- Group R-3 buildings or structures are not required to comply if:
1. The original occupancy classification is not changed; and
  2. The original building is not substantially remodeled or rehabilitated. For the purposes of this section a building shall be considered to be substantially remodeled when the costs of remodeling exceed 60 percent of the value of the building exclusive of the costs relating to preparation, construction, demolition or renovation of foundations.

[Statutory Authority: RCW 19.27.031 and 19.27.074. WSR 16-03-025, § 51-51-0102, filed 1/11/16, effective 7/1/16. Statutory Authority: RCW 19.27.031 and chapters 19.27 and 34.05 RCW. WSR 13-04-068, § 51-51-0102, filed 2/1/13, effective 7/1/13. Statutory Authority: RCW 19.27.031 and 19.27.074. WSR 10-03-098, § 51-51-0102, filed 1/20/10, effective 7/1/10. Statutory Authority: RCW 19.27.074, 19.27.020, and chapters 19.27 and 34.05 RCW. WSR 07-01-090, § 51-51-0102, filed 12/19/06, effective 7/1/07. Statutory Authority: RCW 19.27.031 and 19.27.074. WSR 04-01-109, § 51-51-0102, filed 12/17/03, effective 7/1/04.]

### WAC 51-51-0202 Section R202—Definitions.

**ADULT FAMILY HOME** means a dwelling in which a person or persons provide personal care, special care, room and board to more than one but not more than six adults who are not related by blood or marriage to the person or persons providing the services.

**AIR-IMPERMEABLE INSULATION.** An insulation having an air permeance equal to or less than 0.02 L/s-m<sup>2</sup> at 75 Pa pressure differential tested in accordance with ASTM E2178 or ASTM E283.

**ATTIC, HABITABLE.** A conditioned area complying with all of the following requirements:

1. The occupiable floor area is at least 70 square feet (6.5 m<sup>2</sup>), in accordance with Section R304.
2. The occupiable floor area has a ceiling height in accordance with Section R305.
3. The occupiable space is entirely enclosed by the roof assembly above, knee walls (if applicable) on the sides, and the floor-ceiling assembly below.

A habitable attic is not considered a story.

**CHILD CARE, FAMILY HOME.** A child care facility, licensed by Washington state, located in the dwelling of the person or persons under whose direct care and supervision the child is

placed, for the care of twelve or fewer children, including children who reside at the home.

**CHILD DAY CARE,** shall, for the purposes of these regulations, mean the care of children during any period of a 24 hour day.

**CONDITIONED SPACE.** An area, room or space that is enclosed within the building thermal envelope and that is directly or indirectly heated or cooled. Spaces are indirectly heated or cooled where they communicate through openings with conditioned spaces, where they are separated from conditioned spaces by uninsulated walls, floors or ceilings, or where they contain uninsulated ducts, piping or other sources of heating or cooling.

**DWELLING UNIT.** A single unit providing complete independent living facilities for one or more persons, including permanent provisions for living, sleeping, eating, cooking and sanitation. Dwelling units may also include the following uses:

1. Adult family homes, foster family care homes and family day care homes licensed by the Washington state department of social and health services.
2. Offices, mercantile, food preparation for off-site consumption, personal care salons or similar uses which are conducted primarily by the occupants of the dwelling unit and are secondary to the use of the unit for dwelling purposes, and which do not exceed 500 square feet (46.4 m<sup>2</sup>).
3. One accessory dwelling unit, which need not be considered a separated dwelling unit, provided:
  - a. The accessory dwelling unit is constructed within an existing dwelling unit.
  - b. Either the accessory dwelling unit or primary dwelling unit is owner-occupied.
  - c. All required smoke alarms in the accessory dwelling unit and the primary dwelling unit are interconnected in such a manner that the actuation of one alarm will activate all alarms in both the primary dwelling unit and the accessory dwelling unit.

**FIRE SEPARATION DISTANCE.** The distance measured from the foundation wall or face of the wall framing, whichever is closer, to one of the following:

1. To the closest interior lot line; or
2. To the centerline of a street, an alley or public way; or
3. To an imaginary line between two buildings on the lot.

The distance shall be measured at a right angle from the wall.

**MEZZANINE, LOFT.** An intermediate level or levels between the floor and ceiling of any story.

**SALT WATER COASTAL AREA.** Those areas designated as salt water coastal areas by the local jurisdiction.

**SMALL BUSINESS.** Any business entity (including a sole proprietorship, corporation, partnership or other legal entity) which is owned and operated independently from all other businesses, which has the purpose of making a profit, and which has fifty or fewer employees.

**WHOLE HOUSE VENTILATION SYSTEM.** A mechanical ventilation system, including fans, controls, and ducts, which replaces, by direct or indirect means, air from the habitable rooms with outdoor air.

[Statutory Authority: RCW 19.27.031 and 19.27.074. WSR 16-03-025, § 51-51-0202, filed 1/11/16, effective 7/1/16. Statutory Authority: RCW 19.27.031 and chapters 19.27 and 34.05 RCW. WSR 13-04-068, § 51-51-0202, filed 2/1/13, effective 7/1/13. Statutory Authority: RCW 19.27.031 and 19.27.074. WSR 10-03-098, § 51-51-0202, filed 1/20/10, effective 7/1/10. Statutory Authority: RCW 19.27.190, 19.27.020, and chapters 19.27 and 34.05 RCW. WSR 09-04-023, § 51-51-0202, filed 1/27/09, effective 7/1/09; WSR 08-01-102, § 51-51-0202, filed 12/18/07, effective 4/1/08. Statutory Authority: RCW 19.27.074, 19.27.020, and chapters 19.27 and 34.05 RCW. WSR 07-01-090, § 51-51-0202, filed 12/19/06, effective 7/1/07. Statutory Authority: RCW 19.27.031 and 19.27.074. WSR 04-01-109, § 51-51-0202, filed 12/17/03, effective 7/1/04.]

**WAC 51-51-0301 Design criteria.**

**R301.2 Climatic and geographic design criteria.** Buildings shall be constructed in accordance with the provisions of this code as limited by the provisions of this section. Additional criteria shall be established by the local jurisdiction and set forth in Table R301.2(1). The local jurisdiction shall designate the salt water coastal areas within their jurisdiction.

**R301.2.2.3.1 Height limitations.** Wood-framed buildings shall be limited to three stories above *grade plane* or the limits given in Table R602.10.3(3). Cold-formed, steel-framed buildings shall be limited to less than or equal to three stories above *grade plane* in accordance with AISI S230. *Mezzanines* that comply with Section R328 shall not be considered as stories. Structural insulated panel buildings shall be limited to two stories above *grade plane*.

**R301.5 Live load.** The minimum uniformly distributed live load shall be as provided in Table R301.5.

**TABLE R301.5  
MINIMUM UNIFORMLY DISTRIBUTED LIVE LOADS  
(in pounds per square foot)**

Use	Live Load
Uninhabitable attics without storage <sup>b</sup>	10
Uninhabitable attics with limited storage <sup>b, g</sup>	20
Habitable attics and attics served with fixed stairs	30
Balconies (exterior) and decks <sup>e</sup>	60
Fire escapes	40
Guards and handrails <sup>d</sup>	200 <sup>h</sup>
Guard in-fill components <sup>f</sup>	50 <sup>h</sup>
Passenger vehicle garages <sup>a</sup>	50 <sup>a</sup>
Rooms other than sleeping rooms	40
Sleeping rooms	30
Stairs	40 <sup>c</sup>

(No change to footnotes)

[Statutory Authority: RCW 19.27.031 and 19.27.074. WSR 16-03-025, § 51-51-0301, filed 1/11/16, effective 7/1/16. Statutory Authority: RCW 19.27.031 and chapters 19.27 and 34.05 RCW. WSR 13-04-068, § 51-51-0301, filed 2/1/13, effective 7/1/13. Statutory Authority: RCW 19.27.031

and 19.27.074. WSR 10-03-098, § 51-51-0301, filed 1/20/10, effective 7/1/10. Statutory Authority: RCW 19.27.190, 19.27.020, and chapters 19.27 and 34.05 RCW. WSR 08-01-102, § 51-51-0301, filed 12/18/07, effective 4/1/08.]

**WAC 51-51-0302 Section R302—Fire-resistant construction.**

**R302.1 Exterior walls.** Construction, projections, openings and penetrations of exterior walls of dwellings and accessory buildings shall comply with Table R302.1(1); or *dwellings* equipped throughout with an *automatic sprinkler system* installed in accordance with Section P2904 shall comply with Table R302.1(2).

- EXCEPTIONS:
1. Walls, projections, openings or penetrations in walls perpendicular to the line used to determine the fire separation distance.
  2. Walls of dwellings and accessory structures located on the same lot.
  3. Detached tool sheds and storage sheds, playhouses and similar structures exempted from permits are not required to provide protection based on location on the lot. Projections beyond the exterior wall shall not extend over the lot line.
  4. Detached garages accessory to a dwelling located within 2 feet (610 mm) of a lot line are permitted to have roof eave projections not exceeding 4 inches (102 mm).
  5. Foundation vents installed in compliance with this code are permitted.

**R302.2 Townhouses.** Each *townhouse* shall be considered a separate building and shall be separated by one of the following methods:

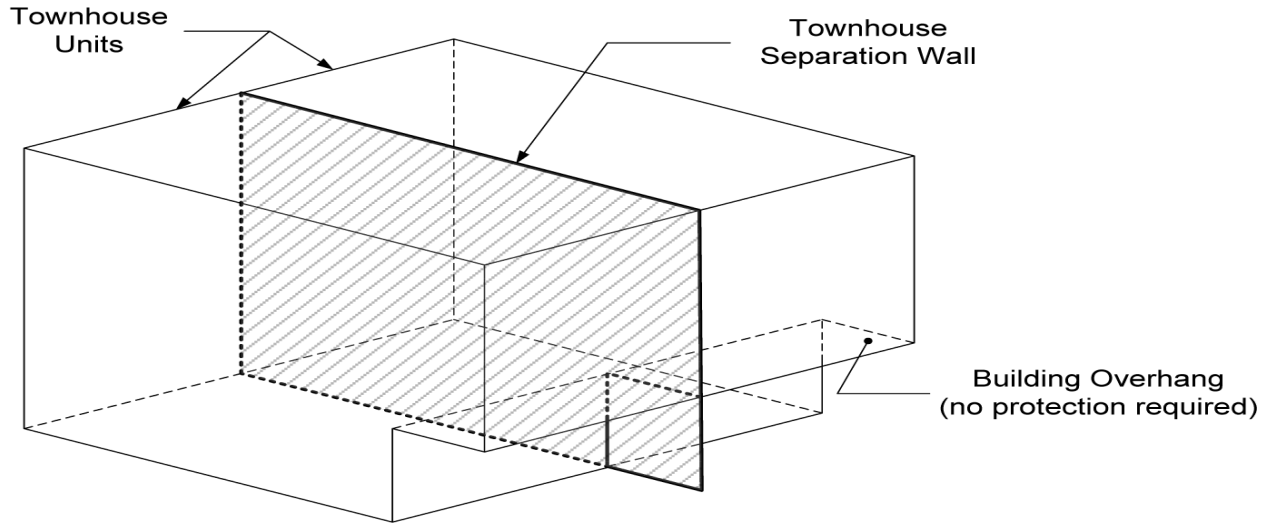
1. A common 1-hour fire-resistance-rated wall assembly tested in accordance with ASTM E 119 or UL 263 and a fire sprinkler system in accordance with Section P2904 in both townhouses shall be provided. The cavity of the common wall shall not contain plumbing or mechanical equipment, ducts or vents. The wall shall be rated for fire exposure from both sides and shall extend to and be tight against exterior walls and the underside of the roof sheathing. Penetrations of electrical outlet boxes shall be in accordance with Section R302.4.
2. A common 2-hour fire-resistance-rated wall assembly tested in accordance with ASTM E 119 or UL 263 shall be provided. The cavity of the common wall shall not contain plumbing or mechanical equipment, ducts or vents. The wall shall be rated for fire exposure from both sides and shall extend to and be tight against exterior walls and the underside of the roof sheathing. Penetrations of electrical outlet boxes shall be in accordance with Section R302.4.
3. Two wall assemblies meeting the requirements of Section R302.1 for exterior walls shall be provided.

**R302.2.1 Continuity.** The fire-resistance-rated wall or assembly separating townhouses shall be continuous from the foundation to the underside of the roof sheathing, deck or slab. The fire-resistance rating shall extend the full length of the wall or assembly, including wall extensions through and separating attached enclosed accessory structures.

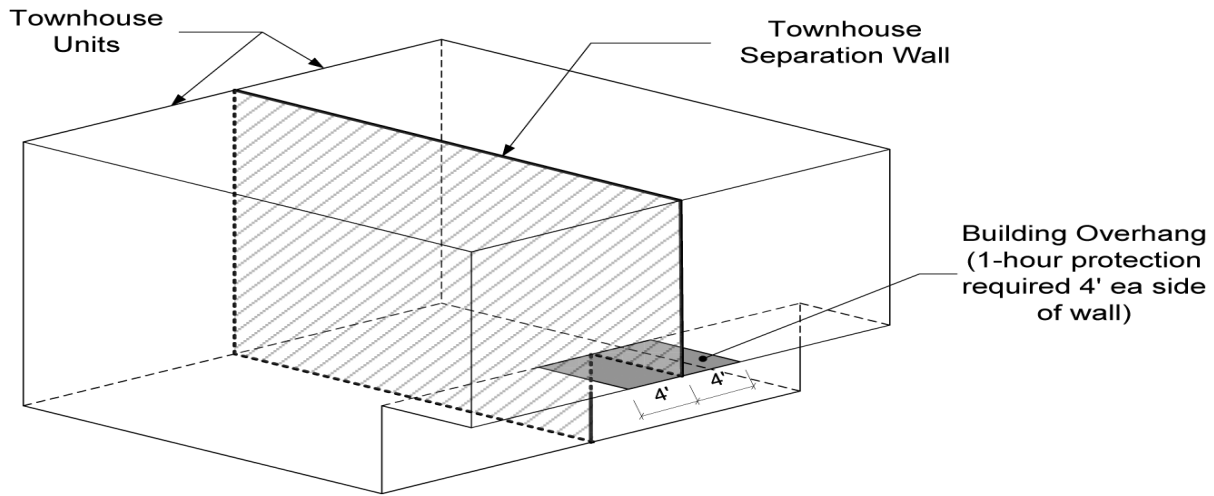
Where a story extends beyond the exterior wall of a story below:

1. The fire-resistance-rated wall or assembly shall extend to the outside edge of the upper story (see Figure R302.2(1)); or

2. The underside of the exposed floor-ceiling assembly shall be protected as required for projections in Section R302 (see Figure R302.2(2)).



**FIGURE R302.2(1)  
EXTENDED TOWNHOUSE SEPARATION WALL**



**FIGURE R302.2(2)  
TOWNHOUSE SEPARATION OVERHANG PROTECTION**

**R302.2.4 Structural independence.** Each individual townhouse shall be structurally independent.

- EXCEPTIONS:
1. Foundation supporting exterior walls or common walls.
  2. Structural roof and wall sheathing from each unit may be fastened to the common wall framing.
  3. Nonstructural wall and roof coverings.
  4. Flashing at termination of roof covering over common wall.
  5. Townhouses separated by a common wall as provided in Section R302.2, Item 1 or 2.

6. Floor sheathing may fasten to the floor framing of both units.

**R302.3.1 Supporting construction.** When floor assemblies are required to be fire-resistance rated by Section R302.3, the supporting construction of such assemblies shall have an equal or greater fire-resistance rating.

EXCEPTION: The supporting construction is not required to be fire-resistance rated where automatic fire sprinklers are installed in accordance with Appendix Q in both dwelling units.

**R302.13 Fire protection of floors.** Floor assemblies that are not required elsewhere in this code to be fire-resistance rated, shall be provided with a 1/2-inch (12.7 mm) gypsum wall-board membrane, 5/8-inch (16 mm) wood structural panel membrane, or equivalent on the underside of the floor framing member. Penetrations or openings for ducts, vents, electrical outlets, lighting, devices, luminaires, wires, speakers, drainage, piping and similar openings or penetrations shall be permitted.

- EXCEPTIONS:
1. Floor assemblies located directly over a space protected by an automatic sprinkler system in accordance with Appendix Q, NFPA 13D, or other approved equivalent sprinkler system.
  2. Floor assemblies located directly over a crawl space not intended for storage or fuel-fired appliances.
  3. Portions of floor assemblies shall be permitted to be unprotected when complying with the following:
    - 3.1. The aggregate area of the unprotected portions shall not exceed 80 square feet per story.
    - 3.2. Fire blocking in accordance with Section R302.11.1 is installed along the perimeter of the unprotected portion to separate the unprotected portion from the remainder of the floor assembly.
  4. Wood floor assemblies using dimensional lumber or *structural composite lumber* with a cross sectional area equal to or greater than 2-inch by 10-inch nominal dimension, or other approved floor assemblies demonstrating equivalent fire performance.

[Statutory Authority: RCW 19.27.031 and 19.27.074. WSR 16-03-025, § 51-51-0302, filed 1/11/16, effective 7/1/16. Statutory Authority: RCW 19.27.074, 19.27.020, and 19.27.031. WSR 14-24-088, § 51-51-0302, filed 12/1/14, effective 5/1/15. Statutory Authority: Chapters 19.27A and 34.05 RCW. WSR 13-23-084, § 51-51-0302, filed 11/19/13, effective 4/1/14. Statutory Authority: RCW 19.27.031 and chapters 19.27 and 34.05 RCW. WSR 13-04-068, § 51-51-0302, filed 2/1/13, effective 7/1/13. Statutory Authority: RCW 19.27.031 and 19.27.074. WSR 10-03-098, § 51-51-0302, filed 1/20/10, effective 7/1/10. Statutory Authority: RCW 19.27.190, 19.27.020, and chapters 19.27 and 34.05 RCW. WSR 09-04-023, § 51-51-0302, filed 1/27/09, effective 7/1/09; WSR 08-01-102, § 51-51-0302, filed 12/18/07, effective 4/1/08.]

### WAC 51-51-0303 Section R303—Light, ventilation and heating.

**R303.1 Natural light.** All habitable rooms shall have an aggregate glazing area of not less than 8 percent of the floor area of such rooms.

- EXCEPTION: The glazed areas need not be installed in rooms where artificial light is provided capable of producing an average illumination of 6 footcandles (65 lux) over the area of the room at a height of 30 inches (762 mm) above the floor level.

**R303.2 Adjoining rooms.** For the purpose of determining light requirements, any room shall be considered as a portion of an adjoining room when at least one-half of the area of the common wall is open and unobstructed and provides an opening of not less than one-tenth of the floor area of the interior room but not less than 25 square feet (2.3 m<sup>2</sup>).

- EXCEPTION: Openings required for light shall be permitted to open into a sunroom with thermal isolation or a patio cover, provided there is an openable area between the adjoining room and the sunroom or a patio cover of not less than one-tenth of the floor area of the interior room but not less than 20 square feet (2 m<sup>2</sup>).

**R303.3 Bathrooms.** This section is not adopted.

[Ch. 51-51 WAC p. 6]

**R303.4 Minimum ventilation performance.** Dwelling units shall be equipped with local exhaust and whole house ventilation systems designed and installed as specified in Section M1507.

- EXCEPTION: Additions with less than 500 square feet of conditioned floor area are exempt from the requirements in this Code for Whole House Ventilation Systems.

**R303.5 Opening location.** Outdoor intake and exhaust openings shall be located in accordance with Sections R303.5.1 and R303.5.2.

**R303.5.1 Intake openings.** Mechanical and gravity outdoor air intake openings shall be located a minimum of 10 feet (3048 mm) from any hazardous or noxious contaminant, such as vents, chimneys, plumbing vents, streets, alleys, parking lots and loading docks, except as otherwise specified in this code.

For the purpose of this section, the exhaust from *dwelling unit* toilet rooms, bathrooms and kitchens shall not be considered as hazardous or noxious.

- EXCEPTIONS:
1. The 10-foot (3048 mm) separation is not required where the intake opening is located 3 feet (914 mm) or greater below the contaminant source.
  2. Vents and chimneys serving fuel-burning appliances shall be terminated in accordance with the applicable provisions of Chapters 18 and 24.
  3. Clothes dryer exhaust ducts shall be terminated in accordance with Section 1502.3.

**R303.5.2 Exhaust openings.** Exhaust air shall not be directed onto walkways. All exhaust ducts shall terminate outside the building. Terminal elements shall have at least the equivalent net free area of the duct work.

**R303.5.2.1 Exhaust ducts.** Exhaust ducts shall be equipped with back-draft dampers. All exhaust ducts in unconditioned spaces shall be insulated to a minimum of R-4.

**R303.7 Interior stairway illumination.** Interior stairways shall be provided with an artificial light source to illuminate the landings and treads. Stairway illumination shall receive primary power from the building wiring. The light source shall be capable of illuminating treads and landings to levels not less than 1 foot-candle (11 lux) measured at the center of treads and landings. There shall be a wall switch at each floor level to control the light source where the stairway has six or more risers.

- EXCEPTION: A switch is not required where remote, central or automatic control of lighting is provided.

**R303.8 Exterior stairway illumination.** Exterior stairways shall be provided with an artificial light source located at the top landing of the stairway. Stairway illumination shall receive primary power from the building wiring. Exterior stairways providing access to a basement from the outdoor grade level shall be provided with an artificial light source located at the bottom landing of the stairway.

**R303.9 Required heating.** When the winter design temperature in Table R301.2(1) is below 60°F (16°C), every *dwelling unit* shall be provided with heating facilities capable of maintaining a minimum room temperature of 68°F (20°C) at a point 3 feet (914 mm) above the floor and 2 feet (610 mm) from exterior walls in all habitable rooms at design tempera-

ture. The installation of one or more portable heaters shall not be used to achieve compliance with this section.

EXCEPTION: Unheated recreational tents or yurts not exceeding 500 square feet provided it is not occupied as a permanent dwelling.

**R303.9.1 Definitions.** For the purposes of this section only, the following definitions apply.

**DESIGNATED AREAS** are those areas designated by a county to be an urban growth area in chapter 36.70A RCW and those areas designated by the U.S. Environmental Protection Agency as being in nonattainment for particulate matter.

**SUBSTANTIALLY REMODELED** means any alteration or restoration of a building exceeding 60 percent of the appraised value of such building within a 12 month period. For the purpose of this section, the appraised value is the estimated cost to replace the building and structure in kind, based on current replacement costs.

**R303.9.2 Primary heating source.** Primary heating sources in all new and substantially remodeled buildings in designated areas shall not be dependent upon wood stoves.

**R303.9.3 Solid fuel burning devices.** No new or used solid fuel burning device shall be installed in new or existing buildings unless such device is U.S. Environmental Protection Agency certified or exempt from certification by the United States Environmental Protection Agency and conforms with RCW 70.94.011, 70.94.450, 70.94.453, and 70.94.457.

EXCEPTIONS: 1. Wood cook stoves.  
2. Antique wood heaters manufactured prior to 1940.

[Statutory Authority: RCW 19.27.031 and 19.27.074. WSR 16-03-025, § 51-51-0303, filed 1/11/16, effective 7/1/16. Statutory Authority: RCW 19.27.031 and chapters 19.27 and 34.05 RCW. WSR 13-04-068, § 51-51-0303, filed 2/1/13, effective 7/1/13. Statutory Authority: RCW 19.27.031 and 19.27.074. WSR 10-03-098, § 51-51-0303, filed 1/20/10, effective 7/1/10; WSR 04-01-109, § 51-51-0303, filed 12/17/03, effective 7/1/04.]

**WAC 51-51-0307 Section R307—Toilet, bath and shower spaces.**

**R307.1 Space required.** Fixtures shall be spaced in accordance with Figure R307.1, and in accordance with the requirements of the state plumbing code Section 402.5.

[Statutory Authority: RCW 19.27.031 and 19.27.074. WSR 16-03-025, § 51-51-0307, filed 1/11/16, effective 7/1/16.]

**WAC 51-51-0308 Section R308—Glazing.**

**R308.4.4 Glazing in guards and railings.** Glazing in *guards* and railings, including structural baluster panels and non-structural in-fill panels, regardless of area or height above a walking surface shall be considered to be a hazardous location.

**R308.4.4.1 Structural glass baluster panels.** Guards with structural glass baluster panels shall be installed with an attached top rail or handrail. The top rail or handrail shall be supported by a minimum of three glass baluster panels, or shall be otherwise supported to remain in place should one glass baluster panel fail.

(5/6/16)

EXCEPTION: An attached top rail or handrail is not required where the glass baluster panels are laminated glass with two or more glass plies of equal thickness and of the same glass type.

[Statutory Authority: RCW 19.27.031 and 19.27.074. WSR 16-03-025, § 51-51-0308, filed 1/11/16, effective 7/1/16.]

**WAC 51-51-0311 Section R311—Means of egress.**

**R311.4 Vertical egress.** Egress from habitable levels including habitable attics and basements not provided with an egress door in accordance with Section R311.2 shall be by ramp in accordance with Section R311.8 or a stairway in accordance with Section R311.7.

EXCEPTION: Stairs or ladders within an individual dwelling unit used for access to areas of 200 square feet (18.6 m<sup>2</sup>) or less, and not containing the primary bathroom or kitchen.

[Statutory Authority: RCW 19.27.031 and 19.27.074. WSR 10-03-098, § 51-51-0311, filed 1/20/10, effective 7/1/10. Statutory Authority: RCW 19.27.074, 19.27.020, and chapters 19.27 and 34.05 RCW. WSR 07-01-090, § 51-51-0311, filed 12/19/06, effective 7/1/07. Statutory Authority: RCW 19.27.031 and 19.27.074. WSR 04-01-109, § 51-51-0311, filed 12/17/03, effective 7/1/04.]

**WAC 51-51-0313 Section R313—Automatic fire sprinkler systems.** This section is not adopted.

[Statutory Authority: RCW 19.27.031 and 19.27.074. WSR 16-03-025, § 51-51-0313, filed 1/11/16, effective 7/1/16. Statutory Authority: Chapter 19.27 RCW. WSR 10-18-036, § 51-51-0313, filed 8/25/10, effective 9/25/10. Statutory Authority: RCW 19.27.031 and 19.27.074. WSR 10-03-098, § 51-51-0313, filed 1/20/10, effective 7/1/10. Statutory Authority: RCW 19.27.074, 19.27.020, and chapters 19.27 and 34.05 RCW. WSR 07-01-090, § 51-51-0313, filed 12/19/06, effective 7/1/07. Statutory Authority: RCW 19.27.031 and 19.27.074. WSR 04-01-109, § 51-51-0313, filed 12/17/03, effective 7/1/04.]

**WAC 51-51-0314 Section R314—Smoke alarms.**

**R314.2.2 Alterations, repairs and additions.** Where alterations, repairs or additions requiring a permit occur, or where one or more sleeping rooms are added or created in existing dwellings, the individual dwelling unit shall be equipped with smoke alarms as required for new dwellings.

EXCEPTIONS: 1. Work involving the exterior surfaces of dwellings, such as the replacement of roofing or siding, the addition or replacement of windows or doors, or the addition of a porch or deck are exempt from the requirements of this section.  
2. Installation, alteration or repairs of plumbing, electrical or mechanical systems are exempt from the requirements of this section.

**R314.3 Location.** Smoke alarms shall be installed in the following locations:

1. In each sleeping room.
2. Outside each separate sleeping area in the immediate vicinity of the bedrooms.
3. On each additional story of the dwelling, including basements and habitable attics but not including crawl spaces and uninhabitable attics. In dwellings or dwelling units with split levels and without an intervening door between the adjacent levels, a smoke alarm installed on the upper level shall suffice for the adjacent lower level provided that the lower level is less than one full story below the upper level.
4. Smoke alarms shall be installed not less than 3 feet (914 mm) horizontally from the door or opening of a bath-

[Ch. 51-51 WAC p. 7]

room that contains a bathtub or shower unless this would prevent placement of a smoke alarm required by Section R314.3.

5. In napping areas in a family home child care.

[Statutory Authority: RCW 19.27.031 and 19.27.074. WSR 16-03-025, § 51-51-0314, filed 1/11/16, effective 7/1/16. Statutory Authority: RCW 19.27.031 and chapters 19.27 and 34.05 RCW. WSR 13-04-068, § 51-51-0314, filed 2/1/13, effective 7/1/13. Statutory Authority: RCW 19.27.031 and 19.27.074. WSR 10-03-098, § 51-51-0314, filed 1/20/10, effective 7/1/10.]

### **WAC 51-51-0315 Section R315—Carbon monoxide alarms.**

**R315.1 General.** Carbon monoxide alarms shall comply with Section R315.

**R315.1.1 Listings.** Carbon monoxide alarms shall be listed in accordance with UL 2034. Combination carbon monoxide and smoke alarms shall be listed in accordance with UL 2034 and UL 217.

**R315.2 Where required.** Carbon monoxide alarms shall be provided in accordance with Sections R315.2.1 and R315.2.2.

**R315.2.1 New construction.** For new construction, an approved carbon monoxide alarm shall be installed outside of each separate sleeping area in the immediate vicinity of the bedrooms in dwelling units and on each level of the dwelling in accordance with the manufacturer's recommendation.

**R315.2.2 Alterations, repairs, and additions.** Existing dwellings shall be equipped with carbon monoxide alarms in accordance with Section R315.2.1. An inspection will occur where alterations, repairs, or additions requiring a permit occur, or where one or more sleeping rooms are added or created.

**EXCEPTIONS:**

1. Work involving only the exterior surfaces of dwellings, such as the replacement of roofing or siding, or the addition or replacement of windows or doors, or the addition of a porch or deck, is exempt from the inspection requirements of this section.
2. Installation, alteration or repairs of nonfuel burning plumbing or mechanical systems or electrical systems are exempt from the inspection requirements of this section.
3. Owner-occupied single-family residences legally occupied before July 26, 2009. RCW 19.27.530 (2)(b).

**R315.3 Location.** Carbon monoxide alarms in dwelling units shall be installed outside of each separate sleeping area in the immediate vicinity of the bedrooms on each level of the dwelling and in accordance with the manufacturer's recommendations. Where a fuel burning appliance is located within a bedroom or its attached bathroom, a carbon monoxide alarm shall be installed within the bedroom.

**R315.4 Combination alarms.** Combination carbon monoxide and smoke alarms shall be permitted to be used in lieu of carbon monoxide alarms.

[Statutory Authority: RCW 19.27.031 and 19.27.074. WSR 16-03-025, § 51-51-0315, filed 1/11/16, effective 7/1/16. Statutory Authority: RCW 19.27.031 and chapters 19.27 and 34.05 RCW. WSR 13-04-068, § 51-51-0315, filed 2/1/13, effective 7/1/13. Statutory Authority: RCW 19.27.074 and 19.27.530. WSR 12-01-099, § 51-51-0315, filed 12/20/11, effective 4/1/12. Statutory Authority: RCW 19.27.031 and 19.27.074. WSR 10-03-098, § 51-51-0315, filed 1/20/10, effective 7/1/10.]

[Ch. 51-51 WAC p. 8]

### **WAC 51-51-0317 Reserved.**

[Statutory Authority: RCW 19.27.031 and 19.27.074. WSR 10-03-098, § 51-51-0317, filed 1/20/10, effective 7/1/10. Statutory Authority: RCW 19.27.190, 19.27.020, and chapters 19.27 and 34.05 RCW. WSR 08-01-102, § 51-51-0317, filed 12/18/07, effective 4/1/08. Statutory Authority: RCW 19.27.074, 19.27.020, and chapters 19.27 and 34.05 RCW. WSR 07-01-090, § 51-51-0317, filed 12/19/06, effective 7/1/07.]

### **WAC 51-51-0322 Reserved.**

[Statutory Authority: RCW 19.27.031 and 19.27.074. WSR 16-03-025, § 51-51-0322, filed 1/11/16, effective 7/1/16; WSR 10-03-098, § 51-51-0322, filed 1/20/10, effective 7/1/10.]

### **WAC 51-51-03240 Section R324—Solar energy systems.**

**R324.1 General.** Solar energy systems shall comply with the provisions of this section.

**R324.2 Solar thermal systems.** Solar thermal systems shall be designed and installed in accordance with Chapter 23 and the *International Fire Code*.

**R324.3 Photovoltaic systems.** Installation, modification, or alteration of solar photovoltaic power systems shall comply with this section and the *International Fire Code*. Section R104.11 alternate materials and methods of this code shall be considered when approving the installation of solar photovoltaic power systems. Photovoltaic systems shall be designed and installed in accordance with Sections R324.3.1 through R324.6 and chapter 19.28 RCW. Inverters shall be listed and labeled in accordance with UL 1741. Systems connected to the utility grid shall use inverters listed for utility interaction.

**EXCEPTION:** Detached, nonhabitable Group U structures shall not be subject to the requirements of this section for structural and fire safety.

**R324.3.1 Equipment listing.** Photovoltaic panels and modules shall be listed and labeled in accordance with UL 1703.

**R324.4 Rooftop-mounted photovoltaic systems.** Rooftop-mounted photovoltaic panel systems installed on or above the roof covering shall be designed and installed in accordance with Section 907.

**EXCEPTION:** The roof structure shall be deemed adequate to support the load of the rooftop solar photovoltaic system if all of the following requirements are met:

1. The solar photovoltaic panel system shall be designed for the wind speed of the local area, and shall be installed per the manufacturer's specifications.
2. The ground snow load does not exceed 70 pounds per square foot.
3. The total dead load of modules, supports, mountings, raceways, and all other appurtenances weigh no more than 4 pounds per square foot.
4. Photovoltaic modules are not mounted higher than 18 inches above the surface of the roofing to which they are affixed.
5. Supports for solar modules are to be installed to spread the dead load across as many roof-framing members as needed, so that no point load exceeds 50 pounds.

**R324.4.1 Roof load.** Portions of roof structures not covered with photovoltaic panel systems shall be designed for dead loads and roof loads in accordance with Sections R301.4 and R301.6. Portions of roof structures covered by photovoltaic panel systems shall be designed for the following load cases:

(5/6/16)



1. Dead load (including photovoltaic panel weight) plus snow load in accordance with Table R301.2(1).

2. Dead load (excluding photovoltaic panel weight), plus roof live load or snow load, whichever is greater, in accordance with Section R301.6.

**R324.4.2 Wind resistance.** Rooftop-mounted photovoltaic panel or module systems and their supports shall be designed to resist the component and cladding loads specified in Table R301.2(2), adjusted for height and exposure in accordance with Table R301.2(3).

**R324.5 Building-integrated photovoltaic systems.** Building-integrated photovoltaic systems that serve as roof coverings shall be designed and installed in accordance with Section R905.

**R324.5.1 Photovoltaic shingles.** Photovoltaic shingles shall comply with Section R905.16.

**R324.6 Ground-mounted photovoltaic systems.** Ground-mounted photovoltaic systems shall be designed and installed in accordance with Section R301.

**R324.7** This section is not adopted.

[Statutory Authority: RCW 19.27.031 and 19.27.074. WSR 16-03-025, § 51-51-03240, filed 1/11/16, effective 7/1/16.]

## WAC 51-51-0325 Section R325—Adult family homes.

### SECTION R325 ADULT FAMILY HOMES

**R325.1 General.** This section shall apply to all newly constructed adult family homes and all existing single family homes being converted to adult family homes. This section shall not apply to those adult family homes licensed by the state of Washington department of social and health services prior to July 1, 2001.

**R325.2 Reserved.**

**R325.3 Sleeping room classification.** Each sleeping room in an adult family home shall be classified as:

1. Type S - Where the means of egress contains stairs, elevators or platform lifts.

2. Type NS1 - Where one means of egress is at grade level or a ramp constructed in accordance with R325.9 is provided.

3. Type NS2 - Where two means of egress are at grade level or ramps constructed in accordance with R325.9 are provided.

**R325.4 Types of locking devices and door activation.** All bedroom and bathroom doors shall be openable from the outside when locked.

Every closet shall be readily openable from the inside.

Operable parts of door handles, pulls, latches, locks and other devices installed in adult family homes shall be operable with one hand and shall not require tight grasping, pinching or twisting of the wrist. Pocket doors shall have graspable hardware available when in the closed or open position.

The force required to activate operable parts shall be 5.0 pounds (22.2 N) maximum. Required exit doors shall have no additional locking devices.

(5/6/16)

Required exit door hardware shall unlock inside and outside mechanisms when exiting the building allowing reentry into the adult family home without the use of a key, tool or special knowledge.

**R325.5 Smoke and carbon monoxide alarm requirements.** All adult family homes shall be equipped with smoke and carbon monoxide alarms installed as required in Sections R314 and R315.1. Alarms shall be installed in such a manner so that the detection device warning is audible from all areas of the dwelling upon activation of a single alarm.

**R325.6 Escape windows and doors.** Every sleeping room shall be provided with emergency escape and rescue windows as required by Section R310. No alternatives to the sill height such as steps, raised platforms or other devices placed by the openings will be approved as meeting this requirement.

**R325.7 Fire apparatus access roads and water supply for fire protection.** Adult family homes shall be served by fire apparatus access roads and water supplies meeting the requirements of the local jurisdiction.

**R325.8 Grab bar general requirements.** Where facilities are designated for use by adult family home clients, grab bars for water closets, bathtubs and shower stalls shall be installed according to this section.

**R325.8.1 Grab bar cross section.** Grab bars with a circular cross section shall have an outside diameter of 1 1/4 inches minimum and 2 inches maximum. Grab bars with noncircular cross section shall have a cross section dimension of 2 inches maximum and a perimeter dimension of 4 inches minimum and 4 5/8 inches maximum.

**R325.8.2 Grab bar installation.** Grab bars shall have a spacing of 1 1/2 inches between the wall and the bar. Projecting objects, control valves and bathtub or shower stall enclosure features above, below and at the ends of the grab bar shall have a clear space of 1 1/2 inches to the grab bar.

EXCEPTION: Swing-up grab bars shall not be required to meet the 1 1/2 inch spacing requirement.

Grab bars shall have a structural strength of 250 pounds applied at any point on the grab bar, fastener, mounting device or supporting structural member. Grab bars shall not be supported directly by any residential grade fiberglass bathing or showering unit. Acrylic bars found in bathing units shall be removed.

Fixed position grab bars, when mounted, shall not rotate, spin or move and have a graspable surface finish.

**R325.8.3 Grab bars at water closets.** Water closets shall have grab bars mounted on both sides. Grab bars can be a combination of fixed position and swing-up bars. Grab bars shall meet the requirements of R325.8. Grab bars shall mount between 33 inches and 36 inches above floor grade. Center-line distance between grab bars, regardless of type used, shall be between 25 inches minimum and 30 inches maximum.

**R325.8.3.1 Fixed position grab bars.** Fixed position grab bars shall be a minimum of 36 inches in length and start 12 inches from the rear wall.

[Ch. 51-51 WAC p. 9]

**R325.8.3.2 Swing-up grab bars.** Swing-up grab bars shall be a minimum of 28 inches in length from the rear wall.

**R325.8.4 Grab bars at bathtubs.** Horizontal and vertical grab bars shall meet the requirements of R325.8.

**R325.8.4.1 Vertical grab bars.** Vertical grab bars shall be a minimum of 18 inches long and installed at the control end wall and head end wall. Grab bars shall mount within 4 inches of the exterior of the bath tub edge or within 4 inches within the bath tub. The bottom end of the bar shall start between 36 inches and 42 inches above floor grade.

**EXCEPTION:** The required vertical grab bar can be substituted with a floor to ceiling grab bar meeting the requirements of R325.8 at the control end and head end entry points.

**R325.8.4.2 Horizontal grab bars.** Horizontal grab bars shall be provided at the control end, head end, and the back wall within the bathtub area. Grab bars shall be mounted between 33 inches and 36 inches above floor grade. Control end and head end grab bars shall be 24 inches minimum in length. Back wall grab bar shall be 36 inches minimum in length.

**R325.8.5 Grab bars at shower stalls.** Where shower stalls are provided to meet the requirements for bathing facilities, grab bars shall meet the requirements of R325.8.

**EXCEPTION:** Shower stalls with permanent built-in seats are not required to have vertical or horizontal grab bars at the seat end wall. A vertical floor to ceiling grab bar shall be installed within 4 inches of the exterior of the shower aligned with the nose of the built-in seat.

**R325.8.5.1 Vertical grab bars.** Vertical grab bars shall be 18 inches minimum in length and installed at the control end wall and head end wall. Vertical bars shall be mounted within 4 inches of the exterior of the shower stall or within 4 inches inside the shower stall. The bottom end of vertical bars mount between 36 inches and 42 inches above floor grade.

**R325.8.5.2 Horizontal grab bars.** Horizontal grab bars shall be installed on all sides of the shower stall mounted between 33 inches and 36 inches above the floor grade. Horizontal grab bars shall be a maximum of 6 inches from adjacent walls. Horizontal grab bars shall not interfere with shower control valves.

**R325.9 Ramps.** All interior and exterior ramps, when provided, shall be constructed in accordance with Section R311.8 with a maximum slope of 1 vertical to 12 horizontal. The exception to R311.8.1 is not allowed for adult family homes. Handrails shall be installed in accordance with R325.9.1.

**R325.9.1 Handrails for ramps.** Handrails shall be installed on both sides of ramps between the slope of 1 vertical to 12 horizontal and 1 vertical and 20 horizontal in accordance with R311.8.3.1 through R311.8.3.3.

**R325.10 Stair treads and risers.** Stair treads and risers shall be constructed in accordance with R311.7.5. Handrails shall be installed in accordance with R325.10.1.

**R325.10.1 Handrails for treads and risers.** Handrails shall be installed on both sides of treads and risers numbering from one riser to multiple risers. Handrails shall be installed in accordance with R311.7.8.1 through R311.7.8.4.

[Ch. 51-51 WAC p. 10]

**R325.11 Shower stalls.** Where provided to meet the requirements for bathing facilities, the minimum size of shower stalls for an adult family home shall be 30 inches deep by 48 inches long.

[Statutory Authority: RCW 19.27.031 and 19.27.074. WSR 16-03-025, § 51-51-0325, filed 1/11/16, effective 7/1/16; WSR 14-04-049, § 51-51-0325, filed 1/27/14, effective 2/27/14. Statutory Authority: RCW 19.27.031 and chapters 19.27 and 34.05 RCW. WSR 13-04-068, § 51-51-0325, filed 2/1/13, effective 7/1/13. Statutory Authority: Chapter 19.27 RCW. WSR 10-18-036, § 51-51-0325, filed 8/25/10, effective 9/25/10. Statutory Authority: RCW 19.27.190, 19.27.020, and chapters 19.27 and 34.05 RCW. WSR 09-04-023, § 51-51-0325, filed 1/27/09, effective 7/1/10. Statutory Authority: RCW 19.27.074, 19.27.020, and chapters 19.27 and 34.05 RCW. WSR 07-01-090, § 51-51-0325, filed 12/19/06, effective 7/1/07. Statutory Authority: RCW 19.27.031 and 19.27.074. WSR 04-01-109, § 51-51-0325, filed 12/17/03, effective 7/1/04.]

### WAC 51-51-0326 Section R326—Family home child care.

**R326 Family home child care.** For family home child care with more than six children, each floor level used for family home child care purposes shall be served by two remote means of egress. Exterior exit doors shall be operable from the inside without the use of keys or any special knowledge or effort.

Basements located more than 4 feet below grade level shall not be used for family home child care unless one of following conditions exist:

1. Stairways from the basement open directly to the exterior of the building without entering the first floor; or
2. One of the two required means of egress discharges directly to the exterior from the basement level, and a self-closing door is installed at the top or bottom of the interior stair leading to the floor above; or
3. One of the two required means of egress is an operable window or door, approved for emergency escape or rescue, that opens directly to a public street, public alley, yard or exit court; or
4. A residential sprinkler system is provided throughout the entire building in accordance with NFPA 13d.

Floors located more than 4 feet above grade level shall not be occupied by children in family home child care.

- EXCEPTIONS:**
1. Use of toilet facilities while under supervision of an adult staff person.
  2. Family home child care may be allowed on the second story if one of the following conditions exists:
    - 2.1 Stairways from the second story open directly to the exterior of the building without entering the first floor; or
    - 2.2 One of the two required means of egress discharges directly to the exterior from the second story level, and a self-closing door is installed at the top or bottom of the interior stair leading to the floor below; or
    - 2.3 A residential sprinkler system is provided throughout the entire building in accordance with NFPA 13d.

Every sleeping or napping room in a family home child care shall have at least one operable window for emergency rescue.

**EXCEPTION:** Sleeping or napping rooms having doors leading to two separate means of egress, or a door leading directly to the exterior of the building.

Rooms or spaces containing a commercial-type cooking kitchen, boiler, maintenance shop, janitor closet, laundry, woodworking shop, flammable or combustible storage, or

painting operation shall be separated from the family home child care area by at least one-hour fire-resistive construction.

**EXCEPTION:** A fire-resistive separation shall not be required where the food preparation kitchen contains only a domestic cooking range, and the preparation of food does not result in the production of smoke or grease laden vapors.

[Statutory Authority: RCW 19.27.031 and chapters 19.27 and 34.05 RCW. WSR 13-04-068, § 51-51-0326, filed 2/1/13, effective 7/1/13. Statutory Authority: RCW 19.27.074, 19.27.020, and chapters 19.27 and 34.05 RCW. WSR 07-01-090, § 51-51-0326, filed 12/19/06, effective 7/1/07.]

### **WAC 51-51-0327 Section R327—Protection against radon.**

**R327.1 Protection Against Radon.** The radon control provisions of Appendix F of this code shall apply to buildings constructed in High Radon Potential Counties (zone 1) designated in Table AF101 (1). The radon control provisions of Appendix F of this code shall also apply to all buildings constructed using the provisions of Section R408.3 Unvented crawl space compliance method.

[Statutory Authority: RCW 19.27.074, 19.27.020, and chapters 19.27 and 34.05 RCW. WSR 07-01-090, § 51-51-0327, filed 12/19/06, effective 7/1/07.]

### **WAC 51-51-0328 Section R328—Mezzanines.**

**R328.1 General.** Mezzanines shall comply with Section R328.

**R328.2 Mezzanines.** The clear height above and below *mezzanine* floor construction shall be not less than 7 feet (2134 mm).

**R328.3 Area limitation.** The aggregate area of a *mezzanine* or *mezzanines* shall be not greater than one-third of the floor area of the room or space in which they are located. The enclosed portion of a room shall not be included in a determination of the floor area of the room in which the *mezzanine* is located.

**R328.4 Means of egress.** The *means of egress* for *mezzanines* shall comply with the applicable provisions of Section R311.

**R328.5 Openness.** Mezzanines shall be open and unobstructed to the room in which they are located except for walls not more than 42 inches (1067 mm) in height, columns and posts.

**EXCEPTIONS:**

1. *Mezzanines* or portions thereof are not required to be open to the room in which they are located, provided that the aggregate floor area of the enclosed space is not greater than 10 percent of the *mezzanine* area.
2. *Mezzanines* that are no more than two *stories* above *grade plane* and equipped throughout with an *automatic sprinkler system* in accordance with NFPA 13R, NFPA 13D or Appendix S, and having two or more *means of egress*, shall not be required to be open to the room in which the *mezzanine* is located.

[Statutory Authority: RCW 19.27.031 and 19.27.074. WSR 16-03-025, § 51-51-0328, filed 1/11/16, effective 7/1/16. Statutory Authority: RCW 19.27.031 and chapters 19.27 and 34.05 RCW. WSR 13-04-068, § 51-51-0328, filed 2/1/13, effective 7/1/13.]

(5/6/16)

### **WAC 51-51-0329 Section R329—Swimming pools, spas, and hot tubs.**

**R329.1 General.** The design and construction of swimming pools, spas, and other aquatic recreation facilities shall comply with the 2015 International Swimming Pool and Spa Code, if the facility is one of the following:

1. For the sole use of residents and invited guests at a single-family dwelling;
2. For the sole use of residents and invited guests of a duplex owned by the residents; or
3. Operated exclusively for physical therapy or rehabilitation and under the supervision of a licensed medical practitioner.

[Statutory Authority: RCW 19.27.031 and 19.27.074. WSR 16-03-025, § 51-51-0329, filed 1/11/16, effective 7/1/16.]

### **WAC 51-51-0403 Reserved.**

[Statutory Authority: RCW 19.27.031 and 19.27.074. WSR 16-03-025, § 51-51-0403, filed 1/11/16, effective 7/1/16. Statutory Authority: RCW 19.27.031 and chapters 19.27 and 34.05 RCW. WSR 13-04-068, § 51-51-0403, filed 2/1/13, effective 7/1/13. Statutory Authority: Chapter 19.27 RCW. WSR 10-24-061, § 51-51-0403, filed 11/29/10, effective 7/1/11. Statutory Authority: RCW 19.27.031 and 19.27.074. WSR 10-03-098, § 51-51-0403, filed 1/20/10, effective 7/1/10. Statutory Authority: RCW 19.27.190, 19.27.020, and chapters 19.27 and 34.05 RCW. WSR 08-01-103, § 51-51-0403, filed 12/18/07, effective 4/1/08. Statutory Authority: RCW 19.27.074, 19.27.020, and chapters 19.27 and 34.05 RCW. WSR 07-01-090, § 51-51-0403, filed 12/19/06, effective 7/1/07.]

### **WAC 51-51-0404 Reserved.**

[Statutory Authority: RCW 19.27.031 and 19.27.074. WSR 16-03-025, § 51-51-0404, filed 1/11/16, effective 7/1/16. Statutory Authority: RCW 19.27.031 and chapters 19.27 and 34.05 RCW. WSR 13-04-068, § 51-51-0404, filed 2/1/13, effective 7/1/13. Statutory Authority: Chapter 19.27 RCW. WSR 10-24-061, § 51-51-0404, filed 11/29/10, effective 7/1/11. Statutory Authority: RCW 19.27.031 and 19.27.074. WSR 10-03-098, § 51-51-0404, filed 1/20/10, effective 7/1/10. Statutory Authority: RCW 19.27.190, 19.27.020, and chapters 19.27 and 34.05 RCW. WSR 08-01-102, § 51-51-0404, filed 12/18/07, effective 4/1/08. Statutory Authority: RCW 19.27.074, 19.27.020, and chapters 19.27 and 34.05 RCW. WSR 07-01-090, § 51-51-0404, filed 12/19/06, effective 7/1/07.]

### **WAC 51-51-0408 Section R408—Under-floor space.**

**R408.1 Ventilation.** The under-floor space between the bottom of the floor joists and the earth under any building (except space occupied by a basement) shall have ventilation openings through foundation walls or exterior walls. A ground cover of six mil (0.006 inch thick) black polyethylene or approved equal shall be laid over the ground within crawl spaces. The ground cover shall be overlapped six inches minimum at the joints and shall extend to the foundation wall.

**EXCEPTION:** The ground cover may be omitted in crawl spaces if the crawl space has a concrete slab floor with a minimum thickness of two inches.

**R408.2 Openings for under-floor ventilation.** The minimum net area of ventilation openings shall not be less than 1 square foot (0.0929 m<sup>2</sup>) for each 300 square feet (28 m<sup>2</sup>) of under-floor area. Required openings shall be evenly placed to provide cross ventilation of the space except one side of the building shall be permitted to have no ventilation openings. Ventilation openings shall be covered for their height and width with any of the following materials provided that the

least dimension of the covering shall not exceed 1/4 inch (6.4 mm):

1. Perforated sheet metal plates not less than 0.070 inch (1.8 mm) thick.
2. Expanded sheet metal plates not less than 0.047 inch (1.2 mm) thick.
3. Cast-iron grill or grating.
4. Extruded load-bearing brick vents.
5. Hardware cloth of 0.035 inch (0.89 mm) wire or heavier.
6. Corrosion-resistant wire mesh, with the least dimension being 1/8 inch (3.2 mm).

**EXCEPTION:** The total area of ventilation openings shall be permitted to be reduced to 1/1,500 of the under-floor area where the ground surface is covered with an approved Class I vapor retarder material and the required openings are placed to provide cross ventilation of the space. The installation of operable louvers shall not be prohibited. If the installed ventilation is less than 1/300, or if operable louvers are installed, a radon vent shall be installed to originate from a point between the ground cover and soil. The radon vent shall be installed in accordance with the requirements of Appendix F (Radon) of this code.

**R408.3 Unvented crawl space.** Ventilation openings in under-floor spaces specified in Sections R408.1 and R408.2 shall not be required where:

1. Exposed earth is covered with a continuous Class I vapor retarder. Joints of the vapor retarder shall overlap by 6 inches (152 mm) and shall be sealed or taped. The edges of the vapor retarder shall extend at least 6 inches (152 mm) up the stem wall and shall be attached and sealed to the stem wall; and a radon system shall be installed that meets the requirements of Appendix F (Radon) of this code.

2. Continuously operated mechanical exhaust ventilation is provided at a rate equal to 1 cubic foot per minute (0.47 L/s) for each 50 square feet (4.7 m<sup>2</sup>) of crawlspace floor area. Exhaust ventilation shall terminate to the exterior.

**EXCEPTION:** Plenum in existing structures complying with Section M1601.5, if under-floor space is used as a plenum.

[Statutory Authority: RCW 19.27.074, 19.27.020, and 19.27.031. WSR 14-24-055, § 51-51-0408, filed 11/25/14, effective 5/1/15. Statutory Authority: RCW 19.27.031 and chapters 19.27 and 34.05 RCW. WSR 13-04-068, § 51-51-0408, filed 2/1/13, effective 7/1/13. Statutory Authority: Chapter 19.27 RCW. WSR 10-18-036, § 51-51-0408, filed 8/25/10, effective 9/25/10. Statutory Authority: RCW 19.27.031 and 19.27.074. WSR 10-03-098, § 51-51-0408, filed 1/20/10, effective 7/1/10. Statutory Authority: RCW 19.27.074, 19.27.020, and chapters 19.27 and 34.05 RCW. WSR 07-01-090, § 51-51-0408, filed 12/19/06, effective 7/1/07.]

#### WAC 51-51-0501 Reserved.

[Statutory Authority: RCW 19.27.031 and 19.27.074. WSR 16-03-025, § 51-51-0501, filed 1/11/16, effective 7/1/16. Statutory Authority: RCW 19.27.031 and chapters 19.27 and 34.05 RCW. WSR 13-04-068, § 51-51-0501, filed 2/1/13, effective 7/1/13.]

#### WAC 51-51-0502 Section R502—Reserved.

[Statutory Authority: RCW 19.27.031 and chapters 19.27 and 34.05 RCW. WSR 13-04-068, § 51-51-0502, filed 2/1/13, effective 7/1/13. Statutory Authority: RCW 19.27.031 and 19.27.074. WSR 10-03-098, § 51-51-0502, filed 1/20/10, effective 7/1/10.]

#### WAC 51-51-0507 Section R507—Decks.

**R507.2.4 Deck lateral load connections.** The lateral load connection required by Section R507.1 shall be permitted to

be in accordance with Figure R507.2.3(1) or R507.2.3(2). Where the lateral load connection is provided in accordance with Figure R507.2.3(1), hold-down tension devices shall be installed in not less than two locations per deck, within 24 inches of each end of the deck. Each device shall have an allowable stress design capacity of not less than 1500 pounds (6672 N). Where the lateral load connections are provided in accordance with Figure R507.2.3(2), the hold-down tension devices shall be installed in not less than four locations per deck, and each device shall have an allowable stress design capacity of not less than 750 pounds (3336 N).

**EXCEPTION:** Decks not more than 30 inches above grade at any point may be unattached.

**Table R507.2.1**

#### Placement of Lag Screws and Bolts in Deck Ledgers and Band Joists

MINIMUM END AND EDGE DISTANCES AND SPACING BETWEEN ROWS				
	TOP EDGE	BOTTOM EDGE	ENDS	ROW SPACING
Ledger <sup>a</sup>	2 inches <sup>d</sup>	3/4 inch	2 inches <sup>b</sup>	1 5/8 inches <sup>b</sup>
Band joist <sup>c</sup>	3/4 inch	2 inches <sup>e</sup>	2 inches <sup>b</sup>	1 5/8 inches <sup>b</sup>

For SI: 1 inch = 25.4 mm.

- a Lag screws or bolts shall be staggered from the top to the bottom along the horizontal run of the deck ledger in accordance with Figure R507.2.1(1).
- b Maximum 5 inches.
- c For engineered rim joists, the manufacturer's recommendations shall govern.
- d The minimum distance from bottom row of lag screws to the top edge of the ledger shall be in accordance with Figure R507.2.1(1).
- e The 2 inches may be reduced to 3/4 inch when the band joist is directly supported by a mudsill, a header or by double top wall plates.

[Statutory Authority: RCW 19.27.031 and 19.27.074. WSR 16-03-025, § 51-51-0507, filed 1/11/16, effective 7/1/16. Statutory Authority: RCW 19.27.031 and chapters 19.27 and 34.05 RCW. WSR 13-04-068, § 51-51-0507, filed 2/1/13, effective 7/1/13.]

#### WAC 51-51-0602 Section R602—Wood wall framing.

**R602.7.5 Supports for headers.** This section is not adopted.

**R602.9 Foundation cripple walls.** Foundation cripple walls shall be framed of studs not smaller than the studding above. When exceeding 4 feet (1219 mm) in height, such walls shall be framed of studs having the size required for an additional story.

Cripple walls supporting bearing walls or exterior walls or interior braced wall panels as required in Sections R403.1.2 and R602.10.9.1 with a stud height less than 14 inches (356 mm) shall be continuously sheathed on one side with wood structural panels fastened to both the top and bottom plates in accordance with Table R602.3(1), or the cripple walls shall be constructed of solid blocking. All cripple walls shall be supported on continuous footings or foundations.

**EXCEPTION:** Footings supporting cripple walls used to support interior braced wall panels as required in Sections R403.1.2 and R602.10.9.1 shall be continuous for the required length of the cripple wall and constructed beyond the cripple wall for a minimum distance of 4 inches and a maximum distance of the footing thickness. The footings extension is not required at intersections with other footings.

**R602.10.11 Cripple wall bracing.** Cripple walls shall be constructed in accordance with Section R602.9 and braced in accordance with this section. Cripple walls supporting bearing walls or exterior walls or interior braced wall panels as required in Section R403.1.2 shall be braced with the length and method of bracing used for the wall above in accordance with Tables R602.10.3(1) and R602.10.3(3), and the applicable adjustment factors in Table R602.10.3(2) or R602.10.3(4), respectively, except the length of the cripple wall bracing shall be multiplied by a factor of 1.15.

Where gypsum wall board is not used on the inside of the cripple wall bracing, the length adjustments for the elimination of the gypsum wallboard, or equivalent, shall be applied as directed in Tables R602.10.3(2) and R602.10.3(4) to the length of cripple wall bracing required. This adjustment shall be taken in addition to the 1.15 increase.

[Statutory Authority: RCW 19.27.031 and 19.27.074. WSR 16-03-025, § 51-51-0602, filed 1/11/16, effective 7/1/16. Statutory Authority: RCW 19.27.031 and chapters 19.27 and 34.05 RCW. WSR 13-04-068, § 51-51-0602, filed 2/1/13, effective 7/1/13. Statutory Authority: Chapter 19.27 RCW. WSR 10-18-036, § 51-51-0602, filed 8/25/10, effective 9/25/10. Statutory Authority: RCW 19.27.031 and 19.27.074. WSR 10-03-098, § 51-51-0602, filed 1/20/10, effective 7/1/10. Statutory Authority: RCW 19.27.190, 19.27.020, and chapters 19.27 and 34.05 RCW. WSR 08-01-102, § 51-51-0602, filed 12/18/07, effective 4/1/08. Statutory Authority: RCW 19.27.074, 19.27.020, and chapters 19.27 and 34.05 RCW. WSR 07-01-090, § 51-51-0602, filed 12/19/06, effective 7/1/07.]

### **WAC 51-51-0609 Section R609—Exterior windows and doors.**

**R609.3 Testing and labeling.** Exterior windows and sliding doors shall be tested by an approved independent laboratory, and bear a label identifying manufacturer, performance characteristics and approved inspection agency to indicate compliance with AAMA/WDMA/CSA 101/I.S.2/A440. Exterior side-hinged doors shall be tested and labeled as conforming to AAMA/WDMA/CSA 101/I.S.2/A440 or AMD 100, or comply with Section R609.5.

**EXCEPTIONS:**

1. Decorative glazed openings.
2. Custom exterior windows and doors manufactured by a small business shall be exempt from all testing requirements in Section R609 provided they meet the applicable provisions of Chapter 24 of the International Building Code.

[Statutory Authority: RCW 19.27.031 and 19.27.074. WSR 16-03-025, § 51-51-0609, filed 1/11/16, effective 7/1/16.]

### **WAC 51-51-0612 Reserved.**

[Statutory Authority: RCW 19.27.031 and 19.27.074. WSR 16-03-025, § 51-51-0612, filed 1/11/16, effective 7/1/16. Statutory Authority: RCW 19.27.031 and chapters 19.27 and 34.05 RCW. WSR 13-04-068, § 51-51-0612, filed 2/1/13, effective 7/1/13. Statutory Authority: Chapter 19.27 RCW. WSR 10-18-036, § 51-51-0612, filed 8/25/10, effective 9/25/10. Statutory Authority: RCW 19.27.031 and 19.27.074. WSR 10-03-098, amended and recodified as § 51-51-0612, filed 1/20/10, effective 7/1/10. Statutory Authority: RCW 19.27.074, 19.27.020, and chapters 19.27 and 34.05 RCW. WSR 07-01-090, § 51-51-0613, filed 12/19/06, effective 7/1/07.]

(5/6/16)

### **WAC 51-51-0702 Section R702—Interior covering.**

**R702.5 Other finishes.** Wood veneer paneling and hardboard paneling shall be placed on wood or cold-formed steel framing spaced not more than 16 inches (406 mm) on center. Wood veneer and hardboard paneling less than 1/4-inch (6 mm) nominal thickness shall not have less than a 3/8-inch (10 mm) gypsum board or gypsum panel product backer. Wood veneer paneling not less than 1/4-inch (6 mm) nominal thickness shall conform to ANSI/HPVA HP-1. Hardboard paneling shall conform to CPA/ANSI A135.5. All structural panel components within the conditioned space such as plywood, particle board, wafer board and oriented strand board shall be identified as "EXPOSURE 1," "EXTERIOR" or "HUD-APPROVED."

[Statutory Authority: RCW 19.27.031 and 19.27.074. WSR 16-03-025, § 51-51-0702, filed 1/11/16, effective 7/1/16; WSR 10-03-098, § 51-51-0702, filed 1/20/10, effective 7/1/10.]

### **WAC 51-51-0703 Section R703—Exterior covering.**

**R703.1 General.** Exterior walls shall provide the building with a weather-resistant exterior wall envelope. The exterior wall envelope shall include flashing as described in Section R703.4.

**EXCEPTION:** Log walls designed and constructed in accordance with the provisions of ICC 400.

**R703.1.1 Water resistance.** The exterior wall envelope shall be designed and constructed in a manner that prevents the accumulation of water within the wall assembly by providing a water-resistant barrier behind the exterior veneer as required by Section R703.2 and a means of draining water that enters the assembly to the exterior. Protection against condensation in the exterior wall assembly shall be provided in accordance with Section R702.7 of this code.

**EXCEPTIONS:**

1. A weather-resistant exterior wall envelope shall not be required over concrete or masonry walls designed in accordance with Chapter 6 and flashed according to Section R703.4 or R703.8.
2. Compliance with the requirements for a means of drainage, and the requirements of Sections R703.2 and R703.4, shall not be required for an exterior wall envelope that has been demonstrated to resist wind-driven rain through testing of the exterior wall envelope, including joints, penetrations and intersections with dissimilar materials, in accordance with ASTM E 331 under the following conditions:
  - 2.1. Exterior wall envelope test assemblies shall include at least one opening, one control joint, one wall/edge interface and one wall sill. All tested openings and penetrations shall be representative of the intended end-use configuration.
  - 2.2. Exterior wall envelope test assemblies shall be at least 4 feet (1219 mm) by 8 feet (2438 mm) in size.
  - 2.3. Exterior wall assemblies shall be tested at a minimum differential pressure of 6.24 pounds per square foot (299Pa).
  - 2.4. Exterior wall envelope assemblies shall be subjected to a minimum test exposure duration of 2 hours.

The exterior wall envelope design shall be considered to resist wind-driven rain where the results of testing indicate that water did not penetrate control joints in the exterior wall envelope; joints at the perimeter of opening penetration; or intersections of terminations with dissimilar materials.

3. The requirement for a means of drainage shall not be construed to mean an air space cavity under the exterior cladding for an exterior wall clad with panel or lapped siding made of plywood, engineered wood, hardboard, or fiber cement. A water-resistive barrier as required by Section R703.2 will be required on exterior walls.

**R703.4 Flashing.** Approved corrosion-resistant flashing shall be applied shingle-fashion in a manner to prevent entry of water into the wall cavity or penetration of water to the building structure framing components. Self-adhered membranes used as flashing shall comply with AAMA 711. Fluid-applied membranes used as flashing in exterior walls shall comply with AAMA 714. The flashing shall extend to the surface of the exterior wall finish. Approved corrosion-resistant flashing shall be installed at all of the following locations:

1. Exterior window and door openings. Flashing at exterior window and door openings shall extend to the surface of the exterior wall finish or to the water resistive barrier complying with Section 703.2 for subsequent drainage. Mechanically attached flexible flashings shall comply with AAMA 712.
2. At the intersection of chimneys or other masonry construction with frame or stucco walls, with projecting lips on both sides under stucco copings.
3. Under and at the ends of masonry, wood or metal copings and sills.
4. Continuously above all projecting wood trim.
5. Where exterior porches, decks or stairs attach to a wall or floor assembly of wood-frame construction.
6. At wall and roof intersections.
7. At built-in gutters.

**R703.10.2** Fiber-cement lap siding having a maximum width of 12 inches (305 mm) shall comply with the requirements of ASTM C 1186, Type A, minimum Grade II or ISO 8336, Category A, minimum Class 2. Lap siding shall be lapped a minimum of 1 1/4 inches (32 mm) and lap siding shall be installed in accordance with the manufacturer's installation instructions or shall be designed to comply with Section R703.1. Lap siding courses shall be installed with the fastener heads exposed or concealed, in accordance with Table R703.3(1) or approved manufacturer's instructions.

[Statutory Authority: RCW 19.27.031 and 19.27.074. WSR 16-03-025, § 51-51-0703, filed 1/11/16, effective 7/1/16. Statutory Authority: RCW 19.27.031 and chapters 19.27 and 34.05 RCW. WSR 13-04-068, § 51-51-0703, filed 2/1/13, effective 7/1/13. Statutory Authority: RCW 19.27.031 and 19.27.074. WSR 10-03-098, § 51-51-0703, filed 1/20/10, effective 7/1/10. Statutory Authority: RCW 19.27.190, 19.27.020, and chapters 19.27 and 34.05 RCW. WSR 08-01-102, § 51-51-0703, filed 12/18/07, effective 4/1/08.]

#### **WAC 51-51-0806 Section R806—Reserved.**

[Statutory Authority: RCW 19.27.031 and chapters 19.27 and 34.05 RCW. WSR 13-04-068, § 51-51-0806, filed 2/1/13, effective 7/1/13. Statutory Authority: RCW 19.27.031 and 19.27.074. WSR 10-03-098, § 51-51-0806, filed 1/20/10, effective 7/1/10. Statutory Authority: RCW 19.27.074, 19.27.020, and chapters 19.27 and 34.05 RCW. WSR 07-01-090, § 51-51-0806, filed 12/19/06, effective 7/1/07.]

[Ch. 51-51 WAC p. 14]

#### **WAC 51-51-0903 Section R903—Weather protection.**

**R903.4.1 Secondary (emergency overflow) drains or scuppers.** Where roof drains are required, secondary emergency overflow drains or scuppers shall be provided where the roof perimeter construction extends above the roof in such a manner that water will be entrapped if the primary drains allow buildup for any reason. Overflow drains having the same size as the roof drains shall be installed with the inlet flow line located 2 inches (51 mm) above the low point of the roof, or overflow scuppers having three times the size of the roof drains and having a minimum opening height of 4 inches (102 mm) shall be installed in the adjacent parapet walls with the inlet flow located 2 inches (51 mm) above the low point of the roof served. The installation and sizing of overflow drains, leaders and conductors shall comply with Sections 1101 and 1103 of the state plumbing code. Overflow drains shall discharge to an approved location.

[Statutory Authority: RCW 19.27.031 and 19.27.074. WSR 16-03-025, § 51-51-0903, filed 1/11/16, effective 7/1/16. Statutory Authority: RCW 19.27.031 and chapters 19.27 and 34.05 RCW. WSR 13-04-068, § 51-51-0903, filed 2/1/13, effective 7/1/13. Statutory Authority: RCW 19.27.031 and 19.27.074. WSR 10-03-098, § 51-51-0903, filed 1/20/10, effective 7/1/10.]

#### **WAC 51-51-1001 Section R1001—Masonry fireplaces.**

**R1001.7.1 Damper.** Masonry fireplaces shall be equipped with a ferrous metal damper located at least 8 inches (203 mm) above the top of the fireplace opening. Dampers shall be installed in the fireplace or the chimney venting the fireplace, and shall be operable from the room containing the fireplace.

Fireplaces shall be provided with each of the following:

1. Tightly fitting flue dampers, operated by a readily accessible manual or approved automatic control.

**EXCEPTION:** Fireplaces with gas logs shall be installed in accordance with the International Mechanical Code Section 901, except that the standards for liquefied petroleum gas installations shall be NFPA 58 (Liquefied Petroleum Gas Code) and NFPA 54 (National Fuel Gas Code).

2. An outside source for combustion air ducted into the firebox. The duct shall be at least 6 square inches, and shall be provided with an operable outside air duct damper.

3. Site built fireplaces shall have tight fitting glass or metal doors, or a flue draft induction fan or as approved for minimizing back-drafting. Factory built fireplaces shall use doors listed for the installed appliance.

[Statutory Authority: RCW 19.27.031 and chapters 19.27 and 34.05 RCW. WSR 13-04-068, § 51-51-1001, filed 2/1/13, effective 7/1/13. Statutory Authority: RCW 19.27.031 and 19.27.074. WSR 10-03-098, § 51-51-1001, filed 1/20/10, effective 7/1/10.]

#### **WAC 51-51-1002 Section R1002—Masonry heaters.**

**R1002.2 Installation.** Masonry heaters shall be installed in accordance with this section and shall be a masonry heater type approved by the department of ecology. Masonry heaters shall comply with one of the following:

1. Masonry heaters shall comply with the requirements of ASTM E 1602; or

2. Masonry heaters shall be *listed* and *labeled* in accordance with UL 1482 or CEN 15250 and installed in accordance with the manufacturer's installation instructions.

**R1002.2.1 Combustion air and doors.** Masonry heaters shall be provided with both of the following:

1. Primary combustion air ducted from the outside of the structure to the appliance.
2. Tight fitting ceramic glass or metal doors. Flue dampers, when provided, shall have an external control and when in the closed position shall have a net free area of not less than 5% of the flue cross sectional area.

[Statutory Authority: RCW 19.27.031 and 19.27.074. WSR 16-03-025, § 51-51-1002, filed 1/11/16, effective 7/1/16. Statutory Authority: RCW 19.27.031 and chapters 19.27 and 34.05 RCW. WSR 13-04-068, § 51-51-1002, filed 2/1/13, effective 7/1/13.]

**WAC 51-51-1004 Section R1004—Factory-built fireplaces.**

**R1004.1.1 Emission Standards for Factory-built Fireplaces.** No new or used factory-built fireplace shall be installed in Washington state unless it is certified and labeled in accordance with procedures and criteria specified in ASTM E2558 Standard Test Method for determining particulate matter emission from fires in low mass wood burning fireplaces.

To certify an entire fireplace model line, the internal assembly shall be tested to determine its particulate matter emission performance. Retesting and recertifying is required if the design and construction specifications of the fireplace model line internal assembly change. Testing for certification shall be performed by a Washington state department of ecology (DOE) approved and U.S. Environmental Protection Agency (EPA) accredited laboratory.

**R1004.1.2 Emission Standards for Certified Masonry and Concrete Fireplaces.** Masonry and concrete fireplace model lines certified to Washington State Building Code Standard 31-2 prior to July 1, 2013, may retain certification provided the design and construction specifications of the fireplace model line internal assembly do not change.

[Statutory Authority: RCW 19.27.031 and chapters 19.27 and 34.05 RCW. WSR 13-04-068, § 51-51-1004, filed 2/1/13, effective 7/1/13. Statutory Authority: RCW 19.27.031 and 19.27.074. WSR 04-01-109, § 51-51-1004, filed 12/17/03, effective 7/1/04.]

**WAC 51-51-1006 Section R1006—Exterior air supply.**

**R1006.2 Solid fuel burning appliances and fireplaces.** Solid fuel burning appliances and fireplaces shall be provided with tight fitting metal or ceramic glass doors, and:

1. A source from outside the structure of primary combustion air, connected to the appliance as per manufacturer's specification. The air inlet shall originate at a point below the fire box. The duct shall be 4 inches or greater in diameter, not exceed 20 feet in length, and be installed as per manufacturer's instructions; or
2. The appliance and manufacturer's recommended combustion air supply, as an installed unit, shall be certified by an independent testing laboratory to have passed Test No. 11-Negative Pressure Test, Section 12.3, of ULC S627-M1984

(5/6/16)

"Space Heaters for Use with Solid Fuels," modified as follows:

Negative pressure of 8 Pascal shall be initially established with the chamber sealed and the air supply, if not directly connected to the appliance, closed off.

The air supply if not directly connected to the appliance, shall then be opened.

The maximum allowable air exchange rate from chamber leakage and intentional air supply for the unit (appliance with combustion air supply) in the test chamber is 3.5 air changes per hour, or 28 cfm (cubic feet of air per minute), whichever is less.

**EXCEPTION:** Combustion air may be supplied to the room in which the solid fuel burning appliance is located in lieu of direct ducting, provided that one of the following conditions is met:

1. The solid fuel burning appliance is part of a central heating plant and installed in an unconditioned space in conformance with the International Mechanical Code; or
2. The solid fuel burning appliance is installed in existing construction directly on a concrete floor or surrounded by masonry materials as in a fireplace. The combustion air terminus shall be located as close to the solid fuel burning appliance as possible and shall be provided with a barometric damper or equivalent. The combustion air source shall be specified by the manufacturer or no less than 4 inches in diameter or the equivalent in area or as approved.

**R1006.4 Passageway.** This section is not adopted.

[Statutory Authority: RCW 19.27.031 and chapters 19.27 and 34.05 RCW. WSR 13-04-068, § 51-51-1006, filed 2/1/13, effective 7/1/13. Statutory Authority: RCW 19.27.031 and 19.27.074. WSR 10-03-098, § 51-51-1006, filed 1/20/10, effective 7/1/10.]

**WAC 51-51-1201 Section M1201—General.**

**M1201.1 Scope.** The provisions of Chapters 12 through 24 shall regulate the design, installation, maintenance, alteration and inspection of mechanical systems that are permanently installed and utilized to provide control of environmental conditions within buildings. These chapters shall also regulate those mechanical systems, system components, equipment and appliances specifically addressed in this code.

**EXCEPTION:** The standards for liquefied petroleum gas installations shall be the 2011 Edition of NFPA 58 (Liquefied Petroleum Gas Code) and the 2012 Edition of ANSI Z223.1/NFPA 54 (National Fuel Gas Code).

**M1201.3 Construction documents.** The plans and specifications shall show in sufficient detail pertinent data and features of the materials, equipment and systems as herein governed including, but not limited to: Design criteria, size and type of apparatus and equipment, systems and equipment controls, provisions for combustion air to fuel burning appliances, and other pertinent data to indicate conformance with the requirements of this code.

**M1201.4 Testing.** At the discretion of the building official, flow testing may be required to verify that the mechanical system(s) satisfies the requirements of this code. Specific testing required by other sections of this code shall be performed. Flow testing may be performed using flow hoods measuring at the intake or exhaust points of the system, inline pitot tube, or pitot-traverse type measurement systems in

the duct, short-term tracer gas measurements, or other means approved by the building official.

[Statutory Authority: RCW 19.27.031 and chapters 19.27 and 34.05 RCW. WSR 13-04-068, § 51-51-1201, filed 2/1/13, effective 7/1/13. Statutory Authority: RCW 19.27.074, 19.27.020, and chapters 19.27 and 34.05 RCW. WSR 07-01-090, § 51-51-1201, filed 12/19/06, effective 7/1/07.]

#### **WAC 51-51-1301 Section M1301—General.**

**M1301.2 Identification.** Each length of pipe and tubing and each pipe fitting utilized in a mechanical system shall bear the identification of the manufacturer.

**EXCEPTION:** The manufacturer identification for fittings and pipe nipples shall be on each piece or shall be printed on the fitting or nipple packaging or provided documentation.

[Statutory Authority: RCW 19.27.031 and chapters 19.27 and 34.05 RCW. WSR 13-04-068, § 51-51-1301, filed 2/1/13, effective 7/1/13.]

#### **WAC 51-51-1302 Section M1302—Reserved.**

[Statutory Authority: RCW 19.27.031 and chapters 19.27 and 34.05 RCW. WSR 13-04-068, § 51-51-1302, filed 2/1/13, effective 7/1/13. Statutory Authority: RCW 19.27.031 and 19.27.074. WSR 10-03-098, § 51-51-1302, filed 1/20/10, effective 7/1/10.]

#### **WAC 51-51-1307 Section M1307—Appliance installation.**

**M1307.2 Anchorage of appliances.** Appliances designed to be fixed in position shall be fastened or anchored in an approved manner. Thermal storage units shall be anchored or strapped to resist horizontal displacement caused by earthquake motion in accordance with one of the following:

1. Anchorage and strapping shall be designed to resist a horizontal force equal to one-third of the operating weight of the water storage tank, acting in any horizontal direction.

2. The anchorage strapping shall be in accordance with the appliance manufacturer's recommendations.

Seismic anchorage and strapping of water heaters shall be in accordance with Section 507.2 of the state plumbing code.

[Statutory Authority: RCW 19.27.031 and 19.27.074. WSR 16-03-025, § 51-51-1307, filed 1/11/16, effective 7/1/16.]

#### **WAC 51-51-1413 Section M1413—Evaporative cooling equipment.**

**M1413.1 General.** Evaporative cooling equipment and appliances shall comply with UL 1995 of UL/CSA/ANCE 60335-2-40 and shall be installed:

1. In accordance with the manufacturer's instructions.
2. On level platforms in accordance with M1305.1.4.1.
3. So that openings in exterior walls are flashed in accordance with Section R703.4.
4. So as to protect the potable water supply in accordance with Section 603 of the state plumbing code.
5. So that air intake opening locations are in accordance with Section R303.5.1.

[Statutory Authority: RCW 19.27.031 and 19.27.074. WSR 16-03-025, § 51-51-1413, filed 1/11/16, effective 7/1/16.]

#### **WAC 51-51-1415 Section M1415—Reserved.**

[Statutory Authority: RCW 19.27.031 and chapters 19.27 and 34.05 RCW. WSR 13-04-068, § 51-51-1415, filed 2/1/13, effective 7/1/13. Statutory

[Ch. 51-51 WAC p. 16]

Authority: RCW 19.27.031 and 19.27.074. WSR 10-03-098, § 51-51-1415, filed 1/20/10, effective 7/1/10.]

#### **WAC 51-51-1501 Reserved.**

[Statutory Authority: RCW 19.27.031 and 19.27.074. WSR 10-03-098, § 51-51-1501, filed 1/20/10, effective 7/1/10. Statutory Authority: RCW 19.27.190, 19.27.020, and chapters 19.27 and 34.05 RCW. WSR 08-01-102, § 51-51-1501, filed 12/18/07, effective 4/1/08.]

#### **WAC 51-51-1505 Section M1505—Overhead exhaust hoods.**

**M1505.1 General.** Domestic open-top broiler units shall have a metal exhaust hood, having a minimum thickness of 0.0157-inch (0.3950 mm) (No. 28 gage) with 1/4 inch (6.4 mm) clearance between the hood and the underside of combustible material or cabinets. A clearance of not less than 24 inches (610 mm) shall be maintained between the cooking surface and the combustible material or cabinet. The hood shall be not less than the width of the broiler unit, extend over the entire unit, and when located inside the building envelope, shall discharge to the outdoors and be equipped with a backdraft damper or other means to control infiltration/exfiltration when not in operation. Broiler units incorporating an integral exhaust system, and *listed* and *labeled* for use without an exhaust hood, or broiler units permanently installed outside the building envelope and having the cooking surface at least 5'0" below a 1-hour fire resistance rated ceiling, need not have an exhaust hood.

[Statutory Authority: RCW 19.27.031 and 19.27.074. WSR 16-03-025, § 51-51-1505, filed 1/11/16, effective 7/1/16.]

#### **WAC 51-51-1507 Section M1507—Mechanical ventilation.**

**M1507.1 General.** Local exhaust and whole-house mechanical ventilation systems and equipment shall be designed in accordance with this section.

**M1507.2 Recirculation of air.** Exhaust air from bathrooms and toilet rooms shall not be recirculated within a residence or to another dwelling unit and shall be exhausted directly to the outdoors. Exhaust air from bathrooms and toilet rooms shall not discharge into an attic, crawl space or other areas of the building.

**M1507.3 Whole-house mechanical ventilation system.** Whole-house mechanical ventilation systems shall be designed in accordance with Sections M1507.3.1 through M1507.3.3.

**M1507.3.1 System design.** Each dwelling unit or guestroom shall be equipped with a ventilation system complying with Section M1507.3.4, M1507.3.5, M1507.3.6 or M1507.3.7. Compliance is also permitted to be demonstrated through compliance with the International Mechanical Code or ASHRAE Standard 62.2.

##### **M1507.3.2 Control and operation.**

1. Location of controls. Controls for all ventilation systems shall be readily accessible by the occupant.

2. Instructions. Operating instructions for whole-house ventilation systems shall be provided to the occupant by the installer of the system.



3. Local exhaust systems. Local exhaust systems shall be controlled by manual switches, dehumidistats, timers, or other approved means.

4. Continuous whole-house ventilation systems. Continuous whole-house ventilation systems shall operate continuously and be equipped with an override control. A "fan on" switch shall be permitted as an override control. Controls shall be capable of operating the ventilation system without energizing other energy-consuming appliances. A clearly visible label shall be affixed to the controls that reads "Whole House Ventilation (see operating instructions)."

5. Intermittent whole-house ventilation systems. Intermittent whole-house ventilation systems shall comply with the following:

5.1. They shall be capable of operating intermittently and continuously.

5.2. They shall have controls capable of operating the exhaust fans, forced-air system fans, or supply fans without energizing other energy-consuming appliances.

5.3. The ventilation rate shall be adjusted according to the exception in Section 403.8.5.1.

5.4. The system shall be designed so that it can operate automatically based on the type of control timer installed.

5.5. The intermittent mechanical ventilation system shall operate at least one hour out of every four.

5.6. The system shall have a manual control and automatic control, such as a 24-hour clock timer.

5.7. At the time of final inspection, the automatic control shall be set to operate the whole-house fan according to the schedule used to calculate the whole-house fan sizing.

5.8. A label shall be affixed to the control that reads "Whole House Ventilation (see operating instructions)."

**M1507.3.2.1 Operating instructions.** Installers shall provide the manufacturer's installation, operating instructions, and a whole-house ventilation system operation description.

**M1507.3.3 Mechanical ventilation rate.** The whole-house mechanical ventilation system shall provide outdoor air to each dwelling unit at a continuous rate of not less than that determined in accordance with Table M1507.3.3(1).

**EXCEPTION:** The whole-house mechanical ventilation system is permitted to operate intermittently where the system has controls that enable operation for not less than 25 percent of each 4-hour segment and the ventilation rate prescribed in Table M1507.3.3(1) is multiplied by the factor determined in accordance with Table M1507.3.3(2).

**Table M1507.3.3(1)**  
**Continuous Whole-House Mechanical Ventilation System Airflow Rate Requirements**

Dwelling Unit Floor Area (square feet)	NUMBER OF BEDROOMS				
	0 - 1	2 - 3	4 - 5	6 - 7	> 7
	<b>Airflow in CFM</b>				
< 1,500	30	45	60	75	90
1,501 - 3,000	45	60	75	90	105
3,001 - 4,500	60	75	90	105	120
4,501 - 6,000	75	90	105	120	135
6,001 - 7,500	90	105	120	135	150
> 7,501	105	120	135	150	165

For SI: 1 square foot = 0.0929 m<sup>2</sup>, 1 cubic foot per minute = 0.0004719 m<sup>3</sup>/S.

**Table M1507.3.3(2)**  
**Intermittent Whole-House Mechanical Ventilation Rate Factors<sup>a, b</sup>**

Run-Time Percentage in Each 4-Hour Segment	25%	33%	50%	66%	75%	100%
Factor <sup>a</sup>	4	3	2	1.5	1.3	1.0

<sup>a</sup> For ventilation system run time values between those given, the factors are permitted to be determined by interpolation.

<sup>b</sup> Extrapolation beyond the table is prohibited.

**M1507.3.4 Whole-house ventilation using exhaust fans.** This section establishes minimum prescriptive requirements for whole-house ventilation systems using exhaust fans. A system which meets all the requirements of this section shall be deemed to satisfy the requirements for a whole-house ventilation system.

**M1507.3.4.1 Whole-house ventilation fans.** Exhaust fans providing whole-house ventilation shall have a flow rating at 0.25 inches water gauge as specified in Table M1507.3.3(1).

Manufacturers' fan flow ratings shall be determined according to HVI 916 or AMCA 210.

**M1507.3.4.2 Fan noise.** Whole-house fans located 4 feet or less from the interior grille shall have a sound rating of 1.0 or less measured at 0.1 inches water gauge. Manufacturer's noise ratings shall be determined as per HVI 915 (March 2009). Remotely mounted fans shall be acoustically isolated from the structural elements of the building and from

attached duct work using insulated flexible duct or other approved material.

**M1507.3.4.3 Fan controls.** The whole-house ventilation fan shall meet the requirements of Section M1507.3.2 and M1507.3.2.1.

**M1507.3.4.4 Ventilation openings.** Each habitable space shall be provided with outdoor air inlets or operable windows with an openable area not less than 4 square inches of net free area of opening for each 10 cfm of outdoor air required by Table M1507.3.3(1). Where outdoor air supplies are separated from exhaust points by doors, provisions shall be made to ensure air flow by installation of distribution ducts, undercutting doors, installation of grilles, transoms, or similar means. Doors shall be undercut to a minimum of 1/2 inch above the surface of the finish floor covering.

Individual room outdoor air inlets shall:

1. Have controllable and secure openings;
2. Be sleeved or otherwise designed so as not to compromise the thermal properties of the wall or window in which they are placed;
3. Any inlet or combination of inlets which provide 10 cfm at 10 Pascals are deemed equivalent to 4 square inches net free area.

Ventilation opening shall be screened or otherwise protected from entry by leaves or other material. Openings shall be controllable, securable and shall be designed to not compromise the thermal properties of the building envelope. Ventilation openings shall be located so as not to take air from the following areas:

1. Closer than 10 feet from an appliance vent outlet, unless such vent outlet is 3 feet above the outdoor air inlet.
2. Where it will pick up objectionable odors, fumes or flammable vapors.
3. A hazardous or unsanitary location.
4. A room or space having any fuel-burning appliances therein.
5. Closer than 10 feet from a vent opening of a plumbing drainage system unless the vent opening is at least 3 feet above the air inlet.
6. Attic, crawl spaces, or garages.
7. Asphalt roofs unless it is shown that no other location is permissible. In such cases the inlet opening shall be located a minimum of 2 feet from the nearest surface of the asphalt roofing, measured from the intake opening.

**M1507.3.5 Whole-house ventilation integrated with a forced-air system.** This section establishes minimum prescriptive requirements for whole-house ventilation systems integrated with forced-air ventilation systems. A system which meets all the requirements of this section shall be deemed to satisfy the requirements for a whole-house ventilation system.

**M1507.3.5.1 Integrated whole-house ventilation systems.** Integrated whole-house ventilation systems shall provide outdoor air at the rate calculated using Section M1507.3.3. Integrated forced-air ventilation systems shall distribute outdoor air to each habitable space through the forced-air system ducts. Integrated forced-air ventilation systems shall have an outdoor air inlet duct connecting a terminal element on the outside of the building to the return air plenum of the forced-

air system, at a point within 4 feet upstream of the air handler. The outdoor air inlet duct connection to the return air stream shall be located upstream of the forced-air system blower and shall not be connected directly into a furnace cabinet to prevent thermal shock to the heat exchanger. The system will be equipped with a motorized damper connected to the automatic ventilation control as specified in Section M1507.3.2. The required flow rate shall be verified by field testing with a flow hood or a flow measuring station.

**M1507.3.5.2 Ventilation duct insulation.** All supply ducts in the conditioned space shall be insulated to a minimum of R-4.

**M1507.3.5.3 Outdoor air inlets.** Inlets shall be screened or otherwise protected from entry by leaves or other material. Outdoor air inlets shall be located so as not to take air from the following areas:

1. Closer than 10 feet from an appliance vent outlet, unless such vent outlet is 3 feet above the outdoor air inlet.
2. Where it will pick up objectionable odors, fumes or flammable vapors.
3. A hazardous or unsanitary location.
4. A room or space having any fuel-burning appliances therein.
5. Closer than 10 feet from a vent opening of a plumbing drainage system unless the vent opening is at least 3 feet above the air inlet.
6. Attic, crawl spaces, or garages.

**M1507.3.6 Whole-house ventilation using a supply fan.** This section establishes minimum prescriptive requirements for whole-house ventilation systems using an inline supply fan. A system which meets all the requirements of this section shall be deemed to satisfy the requirements for a whole-house ventilation system.

**M1507.3.6.1 Outdoor air.** Supply fan ventilation systems shall distribute outdoor air to each habitable space through the forced-air system ducts or through dedicated ducts to each habitable space. Supply fans shall have the capacity to provide the amount of outdoor air specified in Table M1507.3.3(1) at 0.40 inches water gauge as per HVI 916. The outdoor air must be filtered before it is delivered to habitable spaces. The filter may be located at the intake device, in line with the fan, or, in the case of a connection to the return plenum of the air handler, using the furnace filter. An outdoor air inlet shall be connected to either the supply or return air stream.

**M1507.3.6.2 Ducts.** An outdoor air inlet duct connection to the supply air stream shall be located downstream of the forced-air system blower. An outdoor air inlet duct connection to the return air stream shall be located at least 4 feet upstream of the forced-air system blower and its filter. Neither type of duct shall be connected directly into a furnace cabinet to prevent thermal shock to the heat exchanger. The outdoor air inlet duct shall be prescriptively sized in accordance with Table M1507.3.6.2. The terminal element on the outside of the building shall be sized 2 inches in diameter larger than the outdoor air inlet duct.

**Table M1507.3.6.2  
Prescriptive Supply Fan Duct Sizing**

Supply Fan Tested cfm at 0.40" wg		
Specified Volume from Table 1507.3.3(1)	Minimum Smooth Duct Diameter	Minimum Flexible Duct Diameter
50 - 90 cfm	4 inch	5 inch
90 - 150 cfm	5 inch	6 inch
150 - 250 cfm	6 inch	7 inch
250 - 400 cfm	7 inch	8 inch

**M1507.3.6.3 Dampers.** The system shall be equipped with a back-draft damper and one of the following:

1. A calibrated manual volume damper installed and set to meet the measured flow rates specified in Table M1507.3.3(1) by field testing with a pressure gauge and/or following manufacturer's installation instructions; or
2. A manual volume damper installed and set to meet the measured flow rates specified in Table M1507.3.3(1) by field testing with a flow hood or a flow measuring station; or
3. An automatic flow-regulating device sized to the specified flow rates in Table M1507.3.3(1) which provides constant flow over a pressure range of 0.20 to 0.60 inches water gauge.

**M1507.3.6.4 Ventilation duct insulation.** All supply ducts in the conditioned space shall be insulated to a minimum of R-4.

**M1507.3.6.5 Outdoor air inlets.** Inlets shall be screened or otherwise protected from entry by leaves or other material. Outdoor air inlets shall be located so as not to take air from the following areas:

1. Closer than 10 feet from an appliance vent outlet, unless such vent outlet is 3 feet above the outdoor air inlet.
2. Where it will pick up objectionable odors, fumes or flammable vapors.
3. A hazardous or unsanitary location.
4. A room or space having any fuel-burning appliances therein.
5. Closer than 10 feet from a vent opening of a plumbing drainage system unless the vent opening is at least 3 feet above the air inlet.
6. Attic, crawl spaces, or garages.

**M1507.3.7 Whole-house ventilation using a heat recovery ventilation system.** This section establishes minimum prescriptive requirements for whole-house ventilation using a heat recovery ventilation system.

**M1507.3.7.1 Heat recovery ventilation systems.** All duct work in heat recovery systems shall be sized and installed per the manufacturer's instructions. System minimum flow rating shall be not less than that specified in Table M1507.3.3(1). Heat recovery ventilation systems shall have a filter on the upstream side of the heat exchanger in both the intake and exhaust airstreams with a minimum efficiency rating value (MERV) of 6.

**M1507.3.7.2 Ventilation duct insulation.** All supply ducts in the conditioned space installed upstream of the heat exchanger shall be insulated to a minimum of R-4.

**M1507.3.7.3 Outdoor air inlets.** Inlets shall be screened or otherwise protected from entry by leaves or other material. Outdoor air inlets shall be located so as not to take air from the following areas:

1. Closer than 10 feet from an appliance vent outlet, unless such vent outlet is 3 feet above the outdoor air inlet.
2. Where it will pick up objectionable odors, fumes or flammable vapors.
3. A hazardous or unsanitary location.
4. A room or space having any fuel-burning appliances therein.
5. Closer than 10 feet from a vent opening of a plumbing drainage system unless the vent opening is at least 3 feet above the air inlet.
6. Attic, crawl spaces, or garages.

**M1507.4 Local exhaust.** Local exhaust shall be provided in each kitchen, bathroom, water closet, laundry room, indoor swimming pool, spa, and other rooms where water vapor or cooking odor is produced. *Local exhaust systems* shall be designed to have the capacity to exhaust the minimum air flow rate determined in accordance with Table M1507.4.

**Table M1507.4  
Minimum Required Local Exhaust Rates  
For One- and Two-Family Dwellings**

Area to Be Exhausted	Exhaust Rates
Kitchens	100 cfm intermittent or 25 cfm continuous
Bathrooms - Toilet rooms Laundry rooms, indoor swimming pools, and spas	Mechanical exhaust capacity of 50 cfm intermittent or 20 cfm continuous

For SI: 1 cubic foot per minute = 0.0004719 m<sup>3</sup>/s.

**M1507.4.1 Local exhaust fans.** Exhaust fans providing local exhaust shall have a minimum fan flow rating not less than 50 cfm at 0.25 inches water gauge for bathrooms, laundries, or similar rooms and 100 cfm at 0.25 inches water gauge for kitchens. Manufacturers' fan flow ratings shall be determined as per HVI 916 (April 1995) or AMCA 210.

**EXCEPTION:** Where a range hood or down draft exhaust fan is used to satisfy the local exhaust requirements for kitchens, the range hood or down draft exhaust shall not be less than 100 cfm at 0.10 inches water gauge.

**M1507.4.2 Local exhaust controls.** Local exhaust systems shall be controlled by manual switches, dehumidistats, timers, or other approved means. Local exhaust system controls shall be readily accessible.

[Statutory Authority: RCW 19.27.031 and 19.27.074. WSR 16-03-025, § 51-51-1507, filed 1/11/16, effective 7/1/16. Statutory Authority: RCW 19.27.031 and chapters 19.27 and 34.05 RCW. WSR 13-04-068, § 51-51-1507, filed 2/1/13, effective 7/1/13. Statutory Authority: RCW 19.27.031 and 19.27.074. WSR 10-03-098, § 51-51-1507, filed 1/20/10, effective 7/1/10.]

**WAC 51-51-1508 Section M1508—Reserved.**

[Statutory Authority: RCW 19.27.031 and chapters 19.27 and 34.05 RCW. WSR 13-04-068, § 51-51-1508, filed 2/1/13, effective 7/1/13. Statutory Authority: RCW 19.27.031, 19.27.035, 19.27.074, and chapters 19.27 and 34.05 RCW. WSR 12-07-019, § 51-51-1508, filed 3/12/12, effective 4/12/12. Statutory Authority: RCW 19.27.031 and 19.27.074. WSR 10-03-098, § 51-51-1508, filed 1/20/10, effective 7/1/10.]

**WAC 51-51-1600 Chapter 16—Duct systems.**

**M1601.1.1 Above-ground duct systems.** Above-ground duct systems shall conform to the following:

1. Equipment connected to duct systems shall be designed to limit discharge air temperature to a maximum of 250°F (121°C).

2. Factory-made ducts shall be listed and labeled in accordance with UL 181 and installed in accordance with the manufacturer's instructions.

3. Fibrous duct construction shall conform to the SMACNA Fibrous Glass Duct Construction Standards or NAIMA Fibrous Glass Duct Construction Standards.

4. Field-fabricated and shop-fabricated metal and flexible duct constructions shall conform to the SMACNA HVAC Duct Construction Standards—Metal and Flexible, except as allowed by Table M1601.1.1. Galvanized steel shall conform to ASTM A 653.

5. Use of gypsum products to construct return air ducts or plenums is permitted, provided that the air temperature does not exceed 125°F (52°C) and exposed surfaces are not subject to condensation.

6. Duct systems shall be constructed of materials having a flame spread index not greater than 200.

7. Stud wall cavities and the spaces between solid floor joists shall not be used as a duct or an air plenum in new construction. For existing systems, stud wall cavities and the spaces between solid floor joists to be used as air plenums shall comply with the following:

7.1. These cavities or spaces shall not be used as a plenum for supply air.

7.2. These cavities or spaces shall not be part of a required fire-resistance-rated assembly.

7.3. Stud wall cavities shall not convey air from more than one floor level.

7.4. Stud wall cavities and joist-space plenums shall be isolated from adjacent concealed spaces by tight-fitting fire blocking in accordance with Section R602.8.

7.5. Stud wall cavities in the outside walls of building envelope assemblies shall not be utilized as air plenums.

[Statutory Authority: RCW 19.27.031 and 19.27.074. WSR 16-03-025, § 51-51-1600, filed 1/11/16, effective 7/1/16. Statutory Authority: RCW 19.27.031 and chapters 19.27 and 34.05 RCW. WSR 13-04-068, § 51-51-1600, filed 2/1/13, effective 7/1/13. Statutory Authority: RCW 19.27.031 and 19.27.074. WSR 10-03-098, § 51-51-1600, filed 1/20/10, effective 7/1/10.]

**WAC 51-51-1700 Chapter 17—Combustion air.**

**M1701.1 Scope.** Solid-fuel-burning appliances shall be provided with combustion air in accordance with the appliance manufacturer's installation instructions. Oil-fired appliances shall be provided with combustion air in accordance with NFPA 31. The methods of providing combustion air in this chapter do not apply to fireplaces, fireplace stoves and direct-

vent appliances. The requirements for combustion and dilution air for gas-fired appliances shall be in accordance with Chapter 24.

Fireplaces shall comply with Chapter 10.

[Statutory Authority: RCW 19.27.031 and chapters 19.27 and 34.05 RCW. WSR 13-04-068, § 51-51-1700, filed 2/1/13, effective 7/1/13. Statutory Authority: RCW 19.27.031 and 19.27.074. WSR 10-03-098, § 51-51-1700, filed 1/20/10, effective 7/1/10.]

**WAC 51-51-2000 Chapter 20—Boilers and water heaters.** Informational Note: Boilers, water heaters and pressure vessels are regulated by chapter 70.79 RCW and chapter 296-104 WAC in addition to the requirements of this code.

**Section M2005.1 General.** Water heaters shall be installed in accordance with Chapter 5 of the state plumbing code, the manufacturer's instructions and the requirements of this code. Water heaters installed in an attic shall comply with the requirements of Section M1305.1.3. Gas-fired water heaters shall comply with the requirements in Chapter 24. Domestic electric water heaters shall comply with UL 174. Oil-fired water heaters shall comply with UL 732. Thermal solar water heaters shall comply with Chapter 23 and UL 174. Solid fuel-fired water heaters shall comply with UL 2523.

[Statutory Authority: RCW 19.27.031 and 19.27.074. WSR 16-03-025, § 51-51-2000, filed 1/11/16, effective 7/1/16. Statutory Authority: RCW 19.27.031 and chapters 19.27 and 34.05 RCW. WSR 13-04-068, § 51-51-2000, filed 2/1/13, effective 7/1/13. Statutory Authority: RCW 19.27.031 and 19.27.074. WSR 04-01-109, § 51-51-2000, filed 12/17/03, effective 7/1/04.]

**WAC 51-51-2101 Section M2101—Hydronic piping systems installation.**

**M2101.3 Protection of potable water.** The potable water system shall be protected from backflow in accordance with the provisions listed in Section 603 of the state plumbing code.

**M2101.7 Prohibited tee applications.** This section is not adopted.

[Statutory Authority: RCW 19.27.031 and 19.27.074. WSR 16-03-025, § 51-51-2101, filed 1/11/16, effective 7/1/16.]

**WAC 51-51-2103 Section M2103—Floor heating systems.**

**M2103.3 Piping joints.** Copper and copper alloy systems shall be soldered in accordance with ASTM B 828. Fluxes for soldering shall be in accordance with ASTM B 813. Brazing fluxes shall be in accordance with AWS A5.31. Piping joints that are embedded shall be installed in accordance with the following requirements:

1. Steel pipe joints shall be welded.
2. Copper tubing shall be joined by brazing complying with Section 605.3.1 of the state plumbing code.
3. Polybutylene pipe and tubing joints shall be installed with socket-type heat-fused polybutylene fittings.
4. CPVC tubing shall be joined using solvent cement joints.
5. Polypropylene pipe and tubing joints shall be installed with socket-type heat-fused polypropylene fittings.
6. Cross-linked polyethylene (PEX) tubing shall be joined using cold expansion, insert or compression fittings.

7. Raised temperature polyethylene (PE-RT) tubing shall be joined using insert or compression fittings.

[Statutory Authority: RCW 19.27.031 and 19.27.074. WSR 16-03-025, § 51-51-2103, filed 1/11/16, effective 7/1/16.]

**WAC 51-51-2105 Section M2105—Ground-source heat-pump system loop piping.**

**M2105.9 CPVC plastic pipe.** Joints between CPVC plastic pipe or fittings shall be solvent-cemented in accordance with Section 605.2.2 of the state plumbing code. Threaded joints between fittings and CPVC plastic pipe shall be in accordance with Section M2105.9.1.

**M2105.14 PVC plastic pipe.** Joints between PVC plastic pipe or fittings shall be solvent-cemented in accordance with Section 605.12.2 of the state plumbing code. Threaded joints between fittings and PVC plastic pipe shall be in accordance with Section M2105.9.1.

**M2105.18 Protection of potable water.** Where ground-source heat-pump ground-loop systems have a connection to a potable water supply, the potable water system shall be protected from backflow in accordance with Section 603 of the state plumbing code.

**M2105.19 Pipe penetrations.** Openings for pipe penetrations in walls, floors and ceilings shall be larger than the penetrating pipe. Openings through concrete or masonry building elements shall be sleeved. The annular space surrounding pipe penetrations shall be protected in accordance with Section 312 of the state plumbing code.

[Statutory Authority: RCW 19.27.031 and 19.27.074. WSR 16-03-025, § 51-51-2105, filed 1/11/16, effective 7/1/16.]

**WAC 51-51-2300 Section M2301—Solar thermal energy systems.**

**M2301.2.3 Pressure and temperature relief valves and system components.** System components containing fluids shall be protected with temperature and pressure relief valves or pressure relief valves. Relief devices shall be installed in sections of the system so that a section cannot be valved off or isolated from a relief device. Direct systems and the potable water portion of indirect systems shall be equipped with a relief valve in accordance with Section 504 of the state plumbing code. For indirect systems, pressure relief valves in solar loops shall comply with SRCC 300. System components shall have a working pressure rating of not less than the setting of the pressure relief device.

**M2301.2.5 Piping insulation.** Piping shall be insulated in accordance with the requirements of the state energy code. Exterior insulation shall be protected from ultraviolet degradation. The entire solar loop shall be insulated. Where split-style insulation is used, the seam shall be sealed. Fittings shall be fully insulated.

**M2301.4 Heat transfer gasses or liquids and heat exchangers.** Essentially toxic transfer liquids, ethylene glycol, flammable gasses and flammable liquids shall not be used as heat transfer fluids. Heat transfer gasses and liquids shall be rated to withstand the system's maximum design temperature under operating conditions without degradation.

(5/6/16)

Heat exchangers used in solar thermal systems shall comply with Section 603.5.4 of the state plumbing code and SRCC 300.

Heat transfer fluids shall be in accordance with SRCC 300. The flash point of the heat transfer fluids utilized in solar thermal systems shall be not less than 50 degrees F above the design maximum nonoperating or no-flow temperature attained by the fluid in the collector.

**M2301.7 Solar thermal systems for heating potable water.** Where a solar thermal system heats potable water to supply a potable hot water distribution system, the solar thermal system shall be in accordance with Sections M2301.7.1, M2301.7.2 and the state plumbing code.

**M2301.7.1 Indirect systems.** Heat exchangers that are components of indirect solar thermal heating systems shall comply with the state plumbing code.

**M2301.7.2 Direct systems.** Where potable water is directly heated by a solar thermal system, the pipe, fittings, valves and other components that are in contact with the potable water in the solar heating system shall comply with the requirements of Chapter 6 of the state plumbing code.

[Statutory Authority: RCW 19.27.031 and 19.27.074. WSR 16-03-025, § 51-51-2300, filed 1/11/16, effective 7/1/16. Statutory Authority: RCW 19.27.074, 19.27.020, and 19.27.031. WSR 14-24-092, § 51-51-2300, filed 12/1/14, effective 5/1/15.]

**WAC 51-51-2439 Reserved.**

[Statutory Authority: RCW 19.27.031 and 19.27.074. WSR 10-03-098, § 51-51-2439, filed 1/20/10, effective 7/1/10. Statutory Authority: RCW 19.27.190, 19.27.020, and chapters 19.27 and 34.05 RCW. WSR 08-01-102, § 51-51-2439, filed 12/18/07, effective 4/1/08.]

**WAC 51-51-4400 Reserved.**

[Statutory Authority: RCW 19.27.031 and 19.27.074. WSR 16-03-025, § 51-51-4400, filed 1/11/16, effective 7/1/16. Statutory Authority: RCW 19.27.031 and chapters 19.27 and 34.05 RCW. WSR 13-04-068, § 51-51-4400, filed 2/1/13, effective 7/1/13. Statutory Authority: RCW 19.27.031 and 19.27.074. WSR 10-03-098, amended and recodified as § 51-51-4400, filed 1/20/10, effective 7/1/10. Statutory Authority: RCW 19.27.074, 19.27.020, and chapters 19.27 and 34.05 RCW. WSR 07-01-090, § 51-51-4300, filed 12/19/06, effective 7/1/07. Statutory Authority: RCW 19.27.031 and 19.27.074. WSR 04-01-109, § 51-51-4300, filed 12/17/03, effective 7/1/04.]

**WAC 51-51-60101 Appendix F radon control methods.**

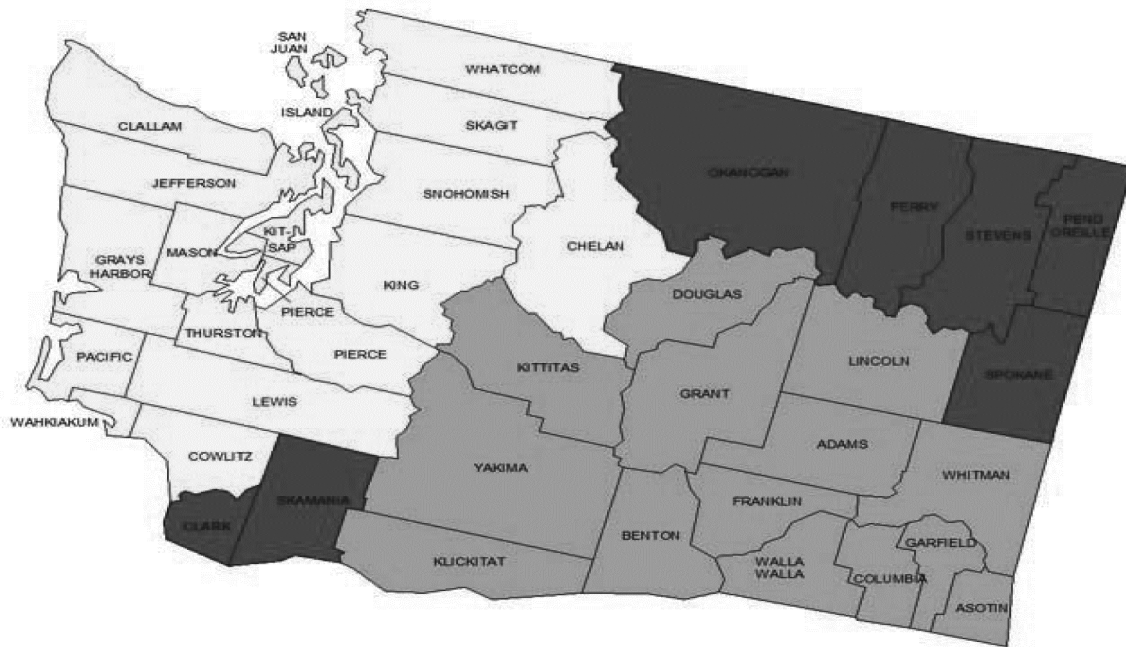
**AF101.1 General.** This appendix contains requirements for new construction in jurisdictions where radon-resistant construction is required.

Inclusion of this appendix by jurisdictions shall be required in high radon potential counties as determined in Figure AF101 and as listed in Table AF101(1).

Unvented crawl spaces are not permitted in any high radon potential county. In other areas, requirements of this appendix apply to any structure constructed with unvented crawl spaces as specified in R408.3.

[Ch. 51-51 WAC p. 21]

[FIGURE AF101 EPA MAP OF RADON ZONES LEGEND]



ZONE 1 HIGH POTENTIAL (GREATER THAN 4 pCi/L<sup>a</sup>)[Red/Darkest]  
 ZONE 2 MODERATE POTENTIAL (FROM 2 TO 4 pCi/L)[Orange/Midrange]  
 ZONE 3 LOW POTENTIAL (LESS THAN 2 pCi/L)[Yellow/Lightest]

a. pCi/L standard for picocuries per liter of radon gas. EPA recommends that all homes that measure 4 pCi/L and greater be mitigated.

The United States Environmental Protection Agency and the United States Geological Survey have evaluated the radon potential in the United States and have developed a map of radon zones designed to assist building officials in deciding whether radon-resistant features are applicable in new construction.

The map assigns each of the 3,141 counties in the United States to one of three zones based on radon potential. Each zone designation reflects the average short-term radon measurement that can be expected to be measured in a building without the implementation of radon control methods. The radon zone designation of highest priority is Zone 1. Table 1 of this appendix lists the Zone 1 counties illustrated on the map. More detailed information can be obtained from state-specific booklets (EPA-402-R-93-021 through 070) available through State Radon Offices or from U.S. EPA Regional Offices.

**TABLE AF101(1) HIGH RADON POTENTIAL (ZONE 1) COUNTIES<sup>A</sup>**

**WASHINGTON:** Clark, Ferry, Okanogan, Pend Oreille, Skamania, Spokane, Stevens.

a. EPA recommends that this county listing be supplemented with other available state and local data to further understand the radon potential of Zone 1 areas.

[Statutory Authority: RCW 19.27.074, 19.27.020, and chapters 19.27 and 34.05 RCW. WSR 07-01-090, § 51-51-60101, filed 12/19/06, effective 7/1/07.]

**Reviser's note:** The brackets and enclosed material in the text of the above section occurred in the copy filed by the agency.

**WAC 51-51-60103 Section AF103—Requirements.**

**AF103.1 General.** The following construction techniques are intended to resist radon entry and prepare the building for post-construction radon mitigation, if necessary (see Figure AF102). These techniques are required in high radon potential counties designated in Table AF101(1).

[Ch. 51-51 WAC p. 22]

[Statutory Authority: RCW 19.27.074, 19.27.020, and chapters 19.27 and 34.05 RCW. WSR 07-01-090, § 51-51-60103, filed 12/19/06, effective 7/1/07.]

**WAC 51-51-60105 Appendix Q—Dwelling unit fire sprinkler systems.** The design and installation of residential fire sprinkler systems shall be in accordance with the 2015 International Residential Code Section P2904 Dwelling Unit Fire Sprinkler Systems.

[Statutory Authority: RCW 19.27.031 and 19.27.074. WSR 16-03-025, § 51-51-60105, filed 1/11/16, effective 7/1/16. Statutory Authority: RCW 19.27.031 and chapters 19.27 and 34.05 RCW. WSR 13-04-068, § 51-51-60105, filed 2/1/13, effective 7/1/13. Statutory Authority: RCW 19.27.031 and 19.27.074. WSR 10-03-098, § 51-51-60105, filed 1/20/10, effective 7/1/10.]

**WAC 51-51-60106 Appendix U—Solar-ready provisions-detached one-and two-family dwellings, multiple single-family dwellings (townhouses).** The provisions contained in this appendix are not mandatory unless specifically referenced in the adopting ordinance.

**U101 Scope.**

**U101.1 General.** These provisions shall be applicable for new construction where solar-ready provisions are required.

**U102 General definitions.** Solar-ready zone. A section or sections of the roof or building overhang designated and reserved for the future installation of a solar photovoltaic or solar water-heating system.

**U103 Solar ready zone.**

**U103.1 General.** New detached one- and two-family dwellings, and multiple single-family dwellings (townhouses) with not less than 600 square feet (55.74 m<sup>2</sup>) of roof area oriented between 90 degrees and 270 degrees of true north shall comply with Sections U103.2 through U103.10.

EXCEPTIONS:

1. New residential buildings with a permanently installed on-site renewable energy system.
2. A building where all areas of the roof that would otherwise meet the requirements of Section U103 are in full or partial shade for more than 70 percent of daylight hours annually.

**U103.2 Construction document requirements for solar ready zone.** Construction documents shall indicate the solar ready zone.

**U103.3 Solar-ready zone area.** The total solar-ready zone area shall be not less than 300 square feet (27.87 m<sup>2</sup>) exclusive of mandatory access or set back areas as required by this code. New multiple single-family dwellings (townhouses) three stories or less in height above grade plane and with a total floor area less than or equal to 2,000 square feet (185.8 m<sup>2</sup>) per dwelling shall have a solar-ready zone area of not less than 150 square feet (13.94 m<sup>2</sup>). The solar-ready zone shall be composed of areas not less than 5 feet (1.52 m) in width and not less than 80 square feet (7.44 m<sup>2</sup>) exclusive of access or set back areas as required in this code or the applicable provisions of the *International Fire Code*. No portion of the solar zone shall be located on a roof slope greater than 2:12 that faces within 45 degrees of true north.

**U103.4 Obstructions.** Solar-ready zones shall be free from obstructions including, but not limited to, vents, chimneys, and roof-mounted equipment.

**U103.5 Shading.** The solar-ready zone shall be set back from any existing or new permanently affixed object on the building or site that is located south, east, or west of the solar zone a distance at least two times the object's height above the nearest point on the roof surface. Such objects include, but are not limited to, taller portions of the building itself, parapets, chimneys, antennas, signage, rooftop equipment, trees and roof plantings.

**U103.6 Capped roof penetration sleeve.** A capped roof penetration sleeve shall be provided adjacent to a solar-ready zone when the solar-ready zone has a roof slope of 2:12 or less. The capped roof penetration sleeve shall be sized to accommodate the future photovoltaic system conduit, but shall have an inside diameter not less than 1 1/4 inches.

**U103.7 Roof load documentation.** The structural design loads for roof dead load and roof live load shall be clearly indicated on the construction documents.

**U103.8 Interconnection pathway.** Construction documents shall indicate pathways for routing of conduit or plumbing from the solar-ready zone to the electrical service panel or service hot water system.

**U103.9 Electrical service reserved space.** The main electrical service or feeder panel for each dwelling unit shall have a reserved space to allow installation of a dual pole circuit breaker for future solar electric installation and shall be labeled "For Future Solar Electric." The reserved space shall be positioned at the opposite (load) end from the input feeder location or main circuit location.

**U103.10 Construction documentation certificate.** A permanent certificate, indicating the solar-ready zone and other requirements of this section, shall be posted near the electrical distribution panel, water heater or other conspicuous location by the builder or registered design professional.

[Statutory Authority: RCW 19.27.031 and 19.27.074. WSR 16-03-025, § 51-51-60106, filed 1/11/16, effective 7/1/16.]

**WAC 51-51-60107 Appendix V—Fire sprinklers.**

The provisions contained in this appendix are not mandatory unless specifically referenced in the adopting ordinance.

**AV107.1 Fire sprinklers.** An approved automatic fire sprinkler system shall be installed in new one-family and two-family dwellings and townhouses in accordance with Appendix Q.

[Statutory Authority: RCW 19.27.031 and 19.27.074. WSR 16-03-025, § 51-51-60107, filed 1/11/16, effective 7/1/16; WSR 10-03-098, § 51-51-60107, filed 1/20/10, effective 7/1/10.]