

(Effective until March 15, 2024)

WAC 51-11C-405025 Section C405.2.5—Additional lighting controls.

C405.2.5 Additional lighting controls. Specific application lighting shall be provided with controls, in addition to controls required by other sections, for the following:

1. The following lighting shall be controlled by an occupant sensor complying with Section C405.2.1.1 or a time switch control complying with Section C405.2.2.1. In addition, a manual control shall be provided to control such lighting separately from the general lighting in the space:

1.1. Display and accent.

1.2. Lighting in display cases.

1.3. Supplemental task lighting, including permanently installed under-shelf or under-cabinet lighting.

1.4. Lighting equipment that is for sale or demonstration in lighting education.

2. *Sleeping units* shall have control device(s) or systems configured to automatically switch off all permanently installed luminaires and switched receptacles within 20 minutes after all occupants have left the unit.

EXCEPTIONS: 1. Lighting and switched receptacles controlled by card key controls.
2. Spaces where patient care is directly provided.

3. Permanently installed luminaires within dwelling units shall be provided with controls complying with either Section C405.2.1.1 or C405.2.3.1.

4. Lighting for nonvisual applications, such as plant growth and food warming, shall be controlled by a dedicated control that is independent of the controls for other lighting within the room or space. Each control zone shall be no greater than the area served by a single luminaire or 4,000 square feet, whichever is larger.

5. Luminaires serving the exit access and providing means of egress illumination required by Section 1008.2 of the *International Building Code*, including luminaires that function as both normal and emergency means of egress illumination shall be controlled by a combination of listed emergency relay and occupancy sensors, or signal from another building control system, that automatically shuts off the lighting when the areas served by that illumination are unoccupied.

EXCEPTION: Means of egress illumination serving the exit access that does not exceed 0.02 watts per square foot of building area is exempt from this requirement.

[Statutory Authority: RCW 19.27A.025, 19.27A.045 and chapter 19.27 RCW. WSR 20-21-080, § 51-11C-405025, filed 10/19/20, effective 2/1/21. Statutory Authority: RCW 19.27A.020, 19.27A.025, 19.27A.160 and chapter 19.27 RCW. WSR 19-24-040, § 51-11C-405025, filed 11/26/19, effective 7/1/20. Statutory Authority: RCW 19.27A.025, 19.27A.160, and 19.27.074. WSR 16-03-072, § 51-11C-405025, filed 1/19/16, effective 7/1/16. Statutory Authority: RCW 19.27A.020, 19.27A.025 and chapters 19.27 and 34.05 RCW. WSR 13-04-056, § 51-11C-405025, filed 2/1/13, effective 7/1/13.]

(Effective March 15, 2024)

WAC 51-11C-405025 Section C405.2.5—Daylight responsive controls.

C405.2.5 Daylight responsive controls. *Daylight responsive controls* complying with Section C405.2.5.1 shall be provided to control the *general lighting* within *daylight zones* in the following spaces:

1. Spaces with a total of more than 75 watts of *general lighting* within *primary sidelit daylight zones* complying with Section C405.2.5.2.

2. Spaces with a total of more than 150 watts of *general lighting* within the combined *primary* and *secondary daylight zones* complying with Section C405.2.5.2.

3. Spaces with a total of more than 75 watts of *general lighting* within *toplit daylight zones* complying with Section C405.2.5.3.

EXCEPTION:

Daylight responsive controls are not required for the following:

1. Spaces in health care facilities where patient care is directly provided.

2. Sidelit daylight zones on the first floor above grade in Group A-2 and Group M occupancies where the fenestration adjoins a sidewalk or other outdoor pedestrian area, provided that the light fixtures are controlled separately from the general area lighting.

C405.2.5.1 Daylight responsive controls function. Where required, daylight responsive controls shall be provided within each space for control of lights in that space and shall comply with all of the following:

1. Lights in primary sidelit daylight zones shall be controlled independently of lights in secondary sidelit daylight zones in accordance with Section C405.2.5.2.

2. Lights in toplit daylight zones in accordance with Section C405.2.5.3 shall be controlled independently of lights in sidelit daylight zones in accordance with Section C405.2.5.2.

3. *Daylight responsive controls* within each space shall be configured so that they can be calibrated from within that space by authorized personnel.

4. Calibration mechanisms shall be in a location with *ready access*.

5. *Daylight responsive controls* shall dim lights continuously from full light output to 15 percent of full light output or lower.

6. *Daylight responsive controls* shall be configured to completely shut off all controlled lights in that zone.

7. When occupant sensor controls have reduced the lighting power to an unoccupied setpoint in accordance with Sections C405.2.1.2 through C405.2.1.4, *daylight responsive controls* shall continue to adjust electric light levels in response to available daylight but shall be configured to not increase the lighting power above the specified unoccupied setpoint.

8. Lights in sidelit daylight zones in accordance with Section C405.2.5.2 facing different cardinal orientations (i.e., within 45 degrees of due north, east, south, west) shall be controlled independently of each other.

EXCEPTION:

Up to 75 watts of *general lighting* are permitted to be controlled together with lighting in a daylight zone facing a different cardinal orientation.

9. Incorporate time-delay circuits to prevent cycling of light level changes of less than three minutes.

10. The maximum area a single *daylight responsive control* device serves shall not exceed 2,500 square feet (232 m²).

11. Occupant override capability of daylight dimming controls is not permitted, other than a reduction of light output from the level established by the daylighting controls.

C405.2.5.2 Sidelit daylight zone. The sidelit daylight zone is the floor area adjacent to vertical *fenestration* which complies with the following:

1. Where the *fenestration* is located in a wall, the primary sidelit daylight zone shall extend laterally to the nearest full height wall, or up to 1.0 times the height from the floor to the top of the *fenestration*, and longitudinally from the edge of the *fenestration* to the nearest full height wall, or up to 0.5 times the height from the floor to the top of the *fenestration*, whichever is less, as indicated in Figure C405.2.5.2(1).

2. The secondary sidelit daylight zone is directly adjacent to the primary daylight zone and shall extend laterally to 2.0 times the height from the floor to the top of the *fenestration* or to the nearest full height wall, whichever is less, and longitudinally from the edge of the *fenestration* to the nearest full height wall or up to 2 feet, whichever is less, as indicated in Figure C405.2.5.2(1).

3. Where *clerestory fenestration* is located in a wall, the sidelit daylight zone includes a lateral area twice the depth of the *clerestory fenestration* height, projected upon the floor at a 45 degree angle from the center of the *clerestory fenestration*. The longitudinal width of the sidelit daylight zone is calculated the same as for *fenestration* located in a wall. Where the 45 degree angle is interrupted by an obstruction greater than 0.7 times the ceiling height, the sidelit daylight zone shall remain the same lateral area but be located between the clerestory and the obstruction, as indicated in Figure C405.2.5.2(2).

4. Where the *fenestration* is located in a rooftop monitor, the sidelit daylight zone shall extend laterally to the nearest obstruction that is taller than 0.7 times the ceiling height, or up to 1.0 times the height from the floor to the bottom of the *fenestration*, whichever is less, and longitudinally from the edge of the *fenestration* to the nearest obstruction that is taller than 0.7 times the ceiling height, or up to 0.25 times the height from the floor to the bottom of the *fenestration*, whichever is less, as indicated in Figures C405.2.5.2(3) and C405.2.5.2(4).

5. If the rough opening area of a vertical *fenestration* assembly is less than 10 percent of the calculated primary sidelit daylight zone area for this *fenestration*, it does not qualify as a sidelit daylight zone.

6. The visible transmittance of the *fenestration* is no less than 0.20.

7. The projection factor (determined in accordance with Equation 4-5) for any overhanging projection which is shading the *fenestration* is not greater than 1.0 for *fenestration* oriented 45 degrees or less from true north, and not greater than 1.5 for all other orientations.

Figure C405.2.5.2(1)
Sidelit Daylight Zone Adjacent to Fenestration in a Wall

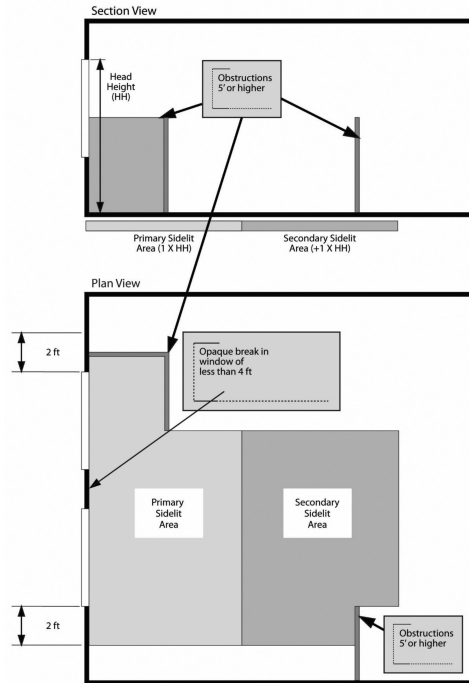


Figure C405.2.5.2(2)
Sidelit Daylight Zone Adjacent to Clerestory Fenestration in a Wall

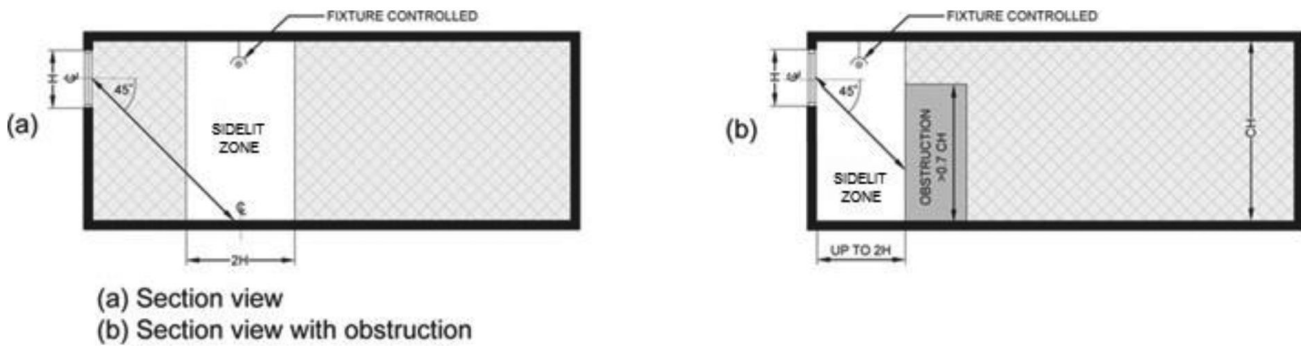
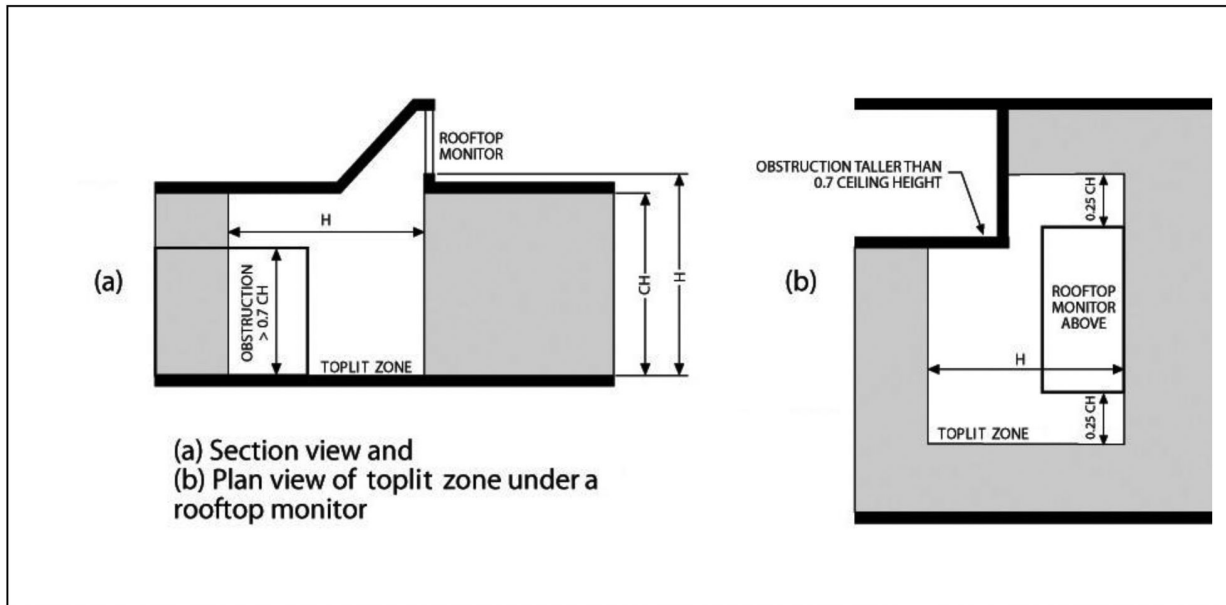


Figure C405.2.5.2(3)
Sidelit Daylight Zone Under a Sloped Rooftop Monitor



C405.2.5.3 Toplit daylight zone. The toplit daylight zone is the floor area underneath a roof fenestration assembly which complies with the following:

1. The toplit daylight zone shall extend laterally and longitudinally beyond the edge of the roof fenestration assembly to the nearest obstruction that is taller than 0.7 times the ceiling height, or up to 0.7 times the ceiling height, whichever is less, as indicated in Figure C405.2.5.3(1).

2. Where toplit daylight zones overlap with sidelit daylight zones, lights within the overlapping area shall be assigned to the toplit daylight zone.

3. The product of the *visible transmittance* of the roof fenestration assembly and the area of the rough opening of the roof fenestration assembly, divided by the area of the toplit daylight zone is no less than 0.008.

4. Where located under atrium fenestration, the toplit daylight zone shall include the bottom floor area directly beneath the atrium fenestration, and the top floor directly under the atrium fenestration, as indicated in Figure C405.2.5.3(4). The toplit daylight zone area at the top floor is calculated the same as for a toplit daylight zone. Intermediate levels below the top floor that are not directly beneath the atrium are not included.

Figure C405.2.5.3(1)
Toplit Daylight Zone Under a Rooftop Fenestration Assembly

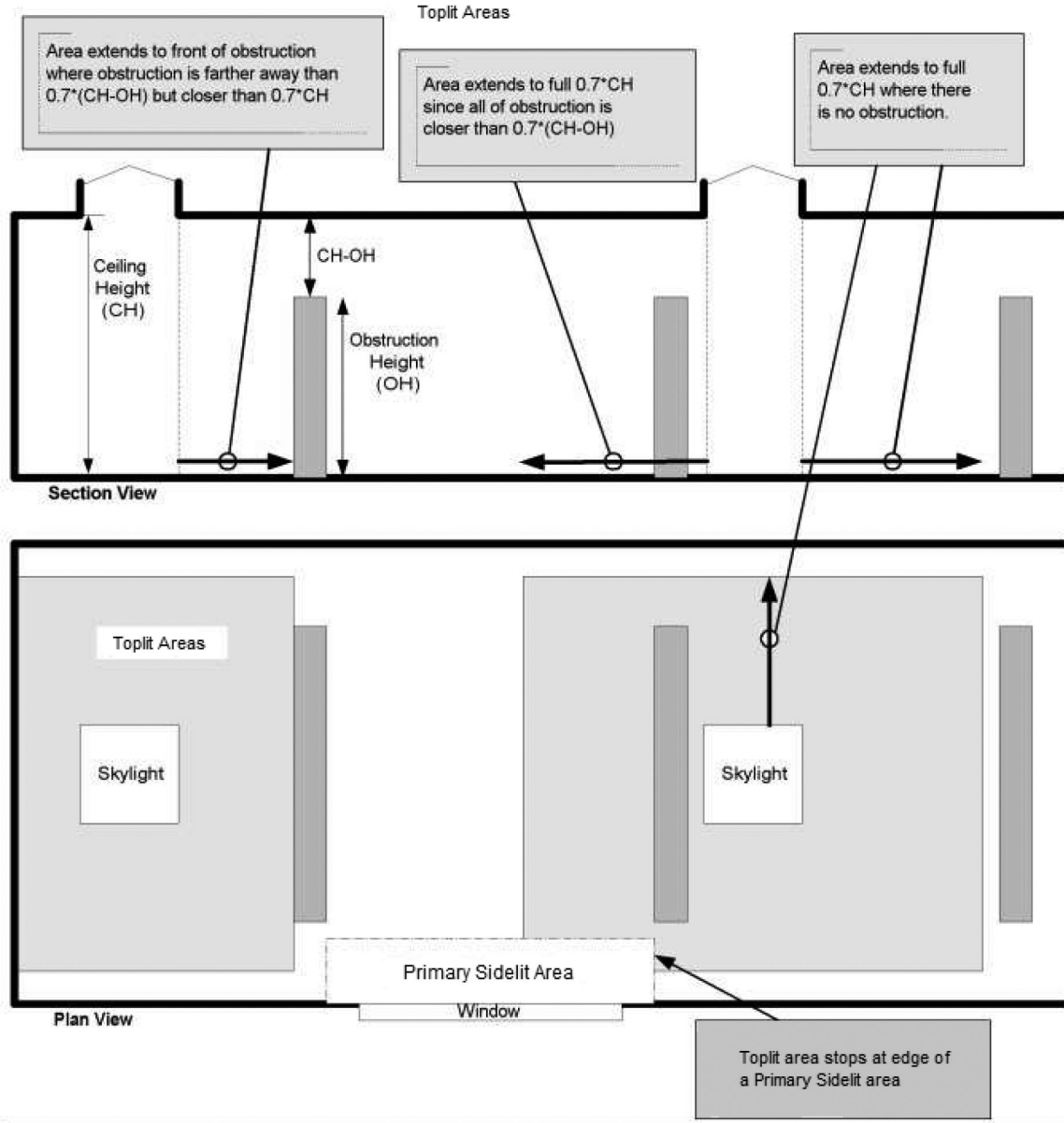


Figure C405.2.5.3(2)
Toplit Daylight Zone Under a Rooftop Monitor

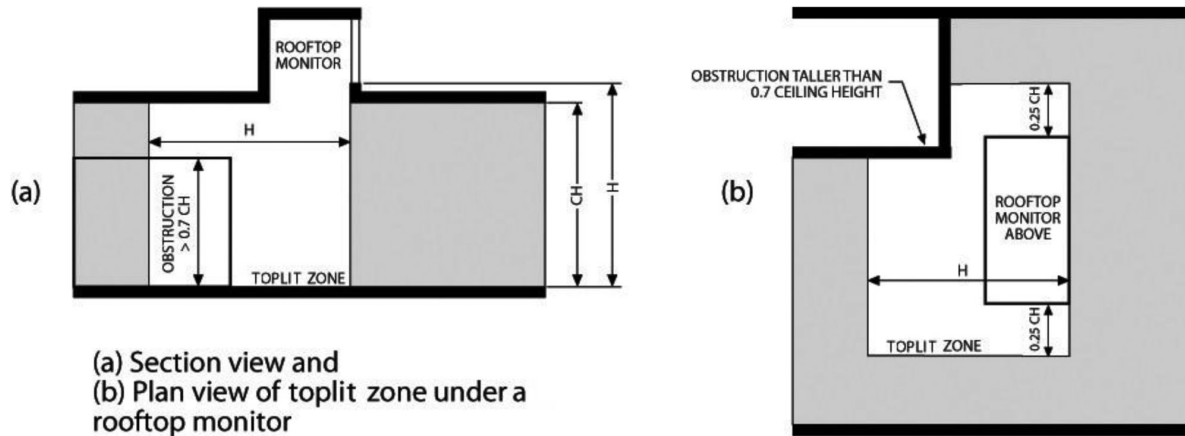
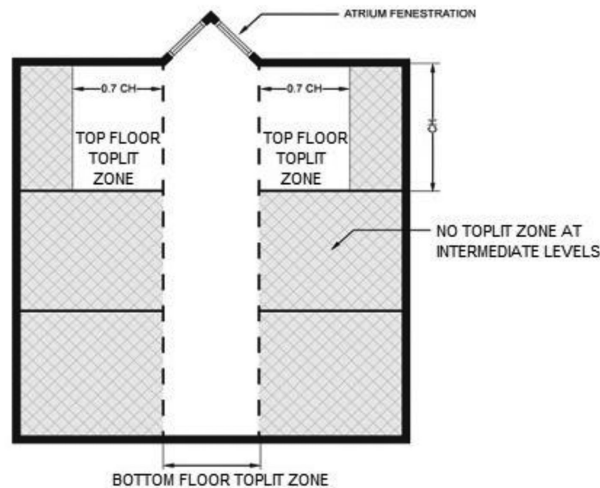


Figure C405.2.5.4
Toplit Daylight Zone Under Atrium Fenestration



C405.2.5.4 Atriums. Daylight zones at atrium spaces shall be established at the top floor surrounding the atrium and at the floor of the atrium space, and not on intermediate floors, as indicated in Figure C405.2.5.4.

[Statutory Authority: RCW 19.27A.020, 19.27A.025, 19.27A.160 and chapters 19.27A and 19.27 RCW. WSR 22-14-091, 23-12-101, and 23-20-021, § 51-11C-405025, filed 7/1/22, 6/7/23, and 9/25/23, effective 3/15/24. Statutory Authority: RCW 19.27A.025, 19.27A.045 and chapter 19.27 RCW. WSR 20-21-080, § 51-11C-405025, filed 10/19/20, effective 2/1/21. Statutory Authority: RCW 19.27A.020, 19.27A.025, 19.27A.160 and chapter 19.27 RCW. WSR 19-24-040, § 51-11C-405025, filed 11/26/19, effective 7/1/20. Statutory Authority: RCW 19.27A.025, 19.27A.160, and 19.27.074. WSR 16-03-072, § 51-11C-405025, filed 1/19/16, effective 7/1/16. Statutory Authority: RCW 19.27A.020, 19.27A.025 and chapters

19.27 and 34.05 RCW. WSR 13-04-056, § 51-11C-405025, filed 2/1/13, effective 7/1/13.]