

**WAC 296-24-29413 Chains and cables.** (1) You must discard any three foot length of chain if at any time it is found to have stretched 1/3rd the length of a link.

(2) You must not place bolts or nails between two links to shorten chains.


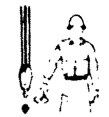


















(3) You must not splice broken chains by inserting a bolt between two links with the heads of the bolt and the nut sustaining the load, or pass one link through another and insert a bolt or nail to hold it.

(4) You must ensure that annealing of chains is done in properly equipped annealing furnaces and under the direct supervision of a competent person thoroughly versed in heat treating wherever annealing of chains is attempted.

(5) You must periodically inspect cables. You must file a copy of the report of the inspections of each running cable in a place readily accessible to the department, or authorized representative.

### STANDARD HAND SIGNALS FOR CRANES

CRANES, LOCOMOTIVE, AND TRUCK CRANES

				
<b>HOIST</b> One hand holds hook, the other points up.	<b>LOWER</b> One hand holds hook, the other points down.	<b>USE MAIN HOIST</b> One hand holds hook, the other points up.	<b>USE WHIRLINE (Auxiliary Hoist)</b> One hand holds hook, the other points up.	<b>RAISE BOOM</b> One hand holds hook, the other points up and to the side.
				
<b>LOWER BOOM</b> One hand holds hook, the other points down and to the side.	<b>MOVE SLOWLY</b> One hand holds hook, the other points up and down.	<b>RAISE THE BOOM AND LOWER THE LOAD</b> One hand holds hook, the other points up and down.	<b>LOWER THE BOOM AND RAISE THE LOAD</b> One hand holds hook, the other points down and up.	<b>STOP</b> One hand holds hook, the other points up and down.
				
<b>STOP</b> One hand holds hook, the other points up and down.	<b>EMERGENCY STOP</b> One hand holds hook, the other points up and down.	<b>TRAVEL</b> One hand holds hook, the other points up and down.	<b>DOG EVERYTHING</b> One hand holds hook, the other points up and down.	<b>TRAVEL</b> One hand holds hook, the other points up and down.
				
<b>TRAVEL (One Hand)</b> One hand holds hook, the other points up and down.	<b>EXTEND BOOM (Telescoping Booms)</b> One hand holds hook, the other points up and down.	<b>RETRACT BOOM (Telescoping Booms)</b> One hand holds hook, the other points up and down.	<b>EXTEND BOOM (One Hand Signal)</b> One hand holds hook, the other points up and down.	<b>RETRACT BOOM (One Hand Signal)</b> One hand holds hook, the other points up and down.

STATE OF WASHINGTON DEPARTMENT OF LABOR AND INDUSTRIES DIVISION OF INDUSTRIAL SAFETY & HEALTH

### CRANE SIGNALS

1. You must not remove the load or the crane unless you understand the floor signal clearly.
2. You must be careful that the load does not swing to injure your hook-on man/woman or other floorpersons; make certain they are in the clear.
3. When raising or lowering the load, you must see that it will safely clear adjacent stockpiles or machinery.

4. You must never pick up a load greater than the capacity of your crane. In case of doubt, call your foreperson.
5. You must never do ANYTHING that is not safe.
6. You must cooperate with your hook-on or floorperson. You and he/she are a team handling a valuable piece of equipment—Never let it become a hazard.

[Statutory Authority: RCW 49.17.010, 49.17.040, 49.17.050, and 49.17.060. WSR 15-24-100, § 296-24-29413, filed 12/1/15, effective 1/5/16. Statutory Authority: RCW 49.17.040, 49.17.050, 49.17.240, chapters 43.22 and 42.30 RCW. WSR 80-17-015 (Order 80-21), § 296-24-29413, filed 11/13/80; Order 73-5, § 296-24-29413, filed 5/9/73 and Order 73-4, § 296-24-29413, filed 5/7/73.]